

PHILIPS

Xitanium

LED driver



Datasheet

Xitanium Outdoor LED Drivers Single Current

Xitanium 65W 0.7A 230V S157

LED-based light sources are an excellent solution for outdoor environments. They are long-lasting and require low maintenance. However, to get the best out of the LEDs. These light sources require highly reliable and efficient LED Drivers. The Philips Xitanium Fixed Output LED Outdoor Drivers are specifically designed to deliver reliable performance and protection while meeting strict performance, approbation and application requirements.

Benefits

Reliable

- Robust design; capable of withstanding harsh outdoor conditions
- Long lifetime and high survival rate
- Superior thermal management suitable for outdoor application
- Backed by high year warranty from a company you can trust

Affordable

- Component integration in advanced IC enables cost effective design
- Proven robustness & reliability secure the lowest luminaire maintenance over time

Easy to use

- Extreme compact size. fitting with varied luminaires
- Easy to design-in based on the good thermal management and extra EMI margin

Features

- Proven robustness and reliable electronic driver design
- Achieving highest efficiencies based on advance technology
- Long lifetime warrantee @Tc max
- Extreme compact size, fitting with varied and critical luminaires
- Authorized certificate: ENEC, CB, CE and CCC

Applications

- Residential areas
- Road and street lighting
- Area and flood lighting
- Tunnel lighting
- High-bay lighting

Electrical Input Data

Specification item	Value	Unit	Condition
Nominal input voltage	220 ... 240	V _{ac}	
Input Voltage AC	202 ... 254	V _{ac}	performance range
Nominal input frequency	50 ... 60	Hz	
Nominal input current	0.28	A	@230V @ full load
Max. input current	0.31	A	@ minimum input voltage AC
Nominal input power	72	W	@230V @ full load
Power factor	≥ 0.9		@ full load. See graph.
Total harmonic distortion	≤ 20	%	@ full load. See graph.
Efficiency	89	%	@230V @ full load
Input voltage AC	110 ... 305	V _{ac}	Safety operation range
Input frequency AC	45 ... 66	Hz	Maximum permissible range
Isolation Input to Output	Basic		

Electrical Output Data

Specification item	Value	Unit	Condition
Regulation method	Constant Current		
Output voltage	65 ... 93	V _{dc}	
Output voltage max.	120	V	Peak voltage at open load
Output current	0.7	A	Full output current setting
Output current tolerance	± 5	%	Max. output current at 25°C T _{case}
Output current ripple LF	≤ 30	%	Ripple=(peak-average)/average, at <1kHz
Output power	45.5 ... 65	W	Full output

Electrical Data Control Input

Specification item	Value	Unit	Condition
Control method	Fixed		

Logistical Data

Specification item	Value
Product name	Xitanium 65W 0.7A 230V S157
Order code	
Logistic code 12NC	9290 014 06280
EAN3	
Pieces per box	20

Wiring & Connections

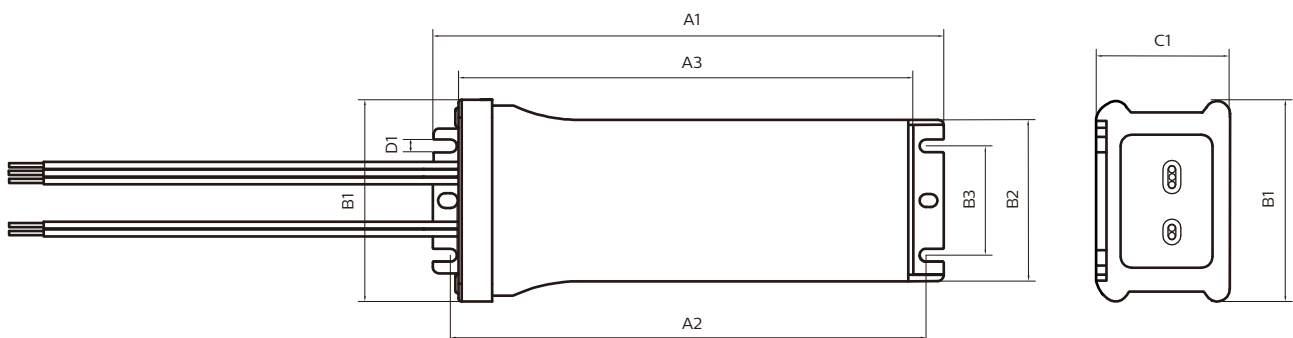
Specification item	Value	Unit	Condition
Input wire cross-section	0.75	mm ²	stranded wire
	18	AWG	stranded wire
Input wire strip length	7.5 ... 8.5	mm	
Output wire cross-section	0.75	mm ²	stranded wire
	18	AWG	stranded wire
Output wire strip length	7.5 ... 8.5	mm	
Input Wire Length	330 ± 30	mm	Out of enclosure
Output Wire Length	300 ± 30	mm	Out of enclosure

Insulation

Insulation	Mains	LED	Protective Earth
Mains		Basic	Basic
LED	Basic		Basic
Protective Earth	Basic	Basic	

Dimensions and weight

Specification item	Value	Unit	Condition
Length (A1)	157	mm	
Width (B1)	60	mm	
Height (C1)	40	mm	
Fixing hole diameter (D1)	4.5	mm	
Fixing hole distance (A2)	146	mm	
Fixing hole diameter (B3)	34	mm	
Weight		gram	



Data Sheet	
Item	Dimensions
A1	157.4 +0.5/-0.5
A2	146.4 +0.5/-0.5
A3	137.4+0.5/-0.5
B1	59.2 +0.5/-0.5
B2	50.2 +0.2/-0.2
B3	34 +0.2/-0.2
C1	39.5 +0.5/-0.5
D1	4.5

Operational temperatures and humidity

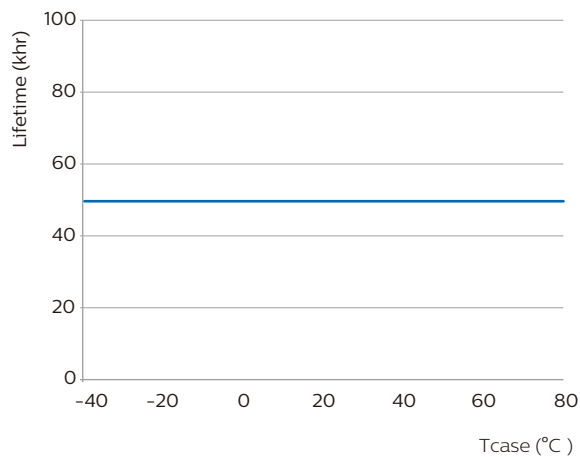
Specification item	Value	Unit	Condition
Ambient Temperature	-40 ... +50	°C	Higher ambient temperature allowed as long as T _{case-max} is not exceeded
T _{case-max}	80	°C	Maximum temperature measured at T _{case-point}
T _{case-life}	80	°C	Measured at T _{case-point}
Maximum housing temperature	90	°C	In case of a failure
Relative humidity	5...90	%	Non-condensing

Storage Temperature and Humidity

Specification item	Value	Unit	Condition
Ambient temperature	-25...+85	°C	
Relative humidity	5 ... 95	%	Non-condensing

Lifetime

Specification item	Value	Unit	Condition
Driver lifetime	50,000	hours	Measured temperature at T _{case-point} is T _{case-max} . Maximum failures = 10%



Programmable features

Specification item	Value	Remark	Condition
Set output current (AOC)	No	See Design-in guide	Default output current: ≤ 700 mA

Features

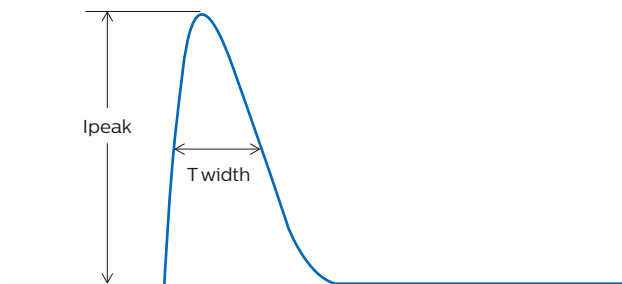
Specification item	Value	Remark	Condition
Open load protection	Yes		Automatic recovering
Short circuit protection	Yes		Automatic recovering
Over power protection	Yes		Automatic recovering
Hot wiring	No		
Suitable for fixtures with protection class	I		per IEC60598
Over temperature protection driver	Yes		Automatic recover

Certificates and Standards

Specification item	Value
Approval Marks	CB / CCC / CE / ENEC
Ingress Protection Rating	Built in

Inrush current

Specification item	Value	Unit	Condition
Inrush Current I_{peak}	9	A	Input voltage 230V
Inrush Current T_{width}	58	μs	Input voltage 230V, measured at 50% I_{peak}
Drivers / MCB 16A Type B	≤ 48	pcs	



MCB	Rating	Relative number of LED drivers
B	10A	63%
B	13A	81%
B	16A	100% (stated in datasheet)
B	20A	125%
B	25A	156%
C	10A	104%
C	13A	135%
C	16A	170%
C	20A	208%
C	25A	260%

Driver touch current

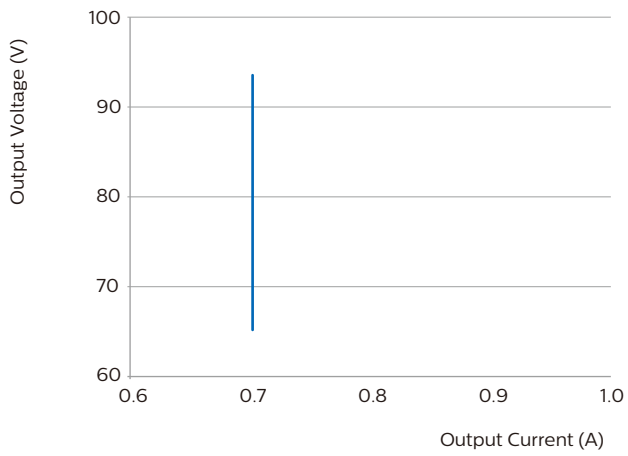
Specification item	Value	Unit	Condition
Typical touch current	0.7	mA peak	Acc. IEC61347-1. LED module contribution not included

Surge immunity

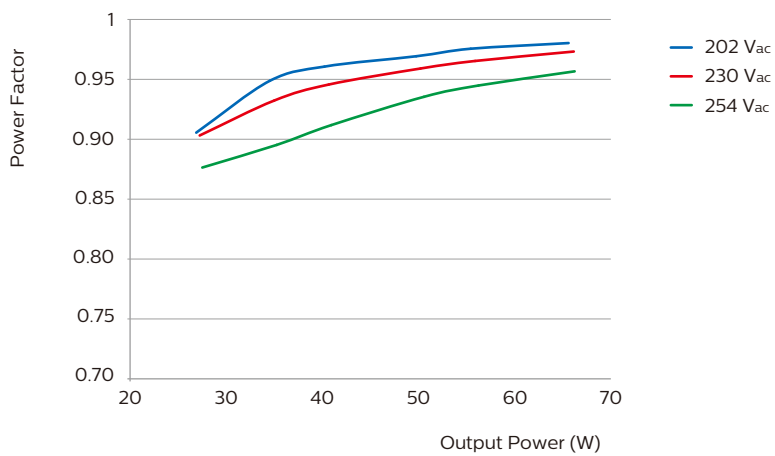
Specification item	Value	Unit	Condition
Mains surge immunity (diff. mode)	4	kV	Acc. IEC61000-4-5. 2 Ohm, 1.2/50us, 8/20us
Mains surge immunity (comm. mode)	6	kV	Acc. IEC61000-4-5. 12 Ohm 1.2/50us, 8/20us

Graphs

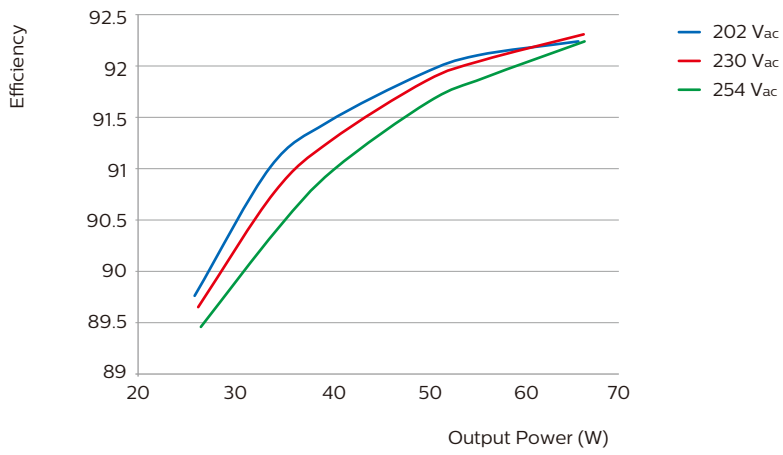
Operating window



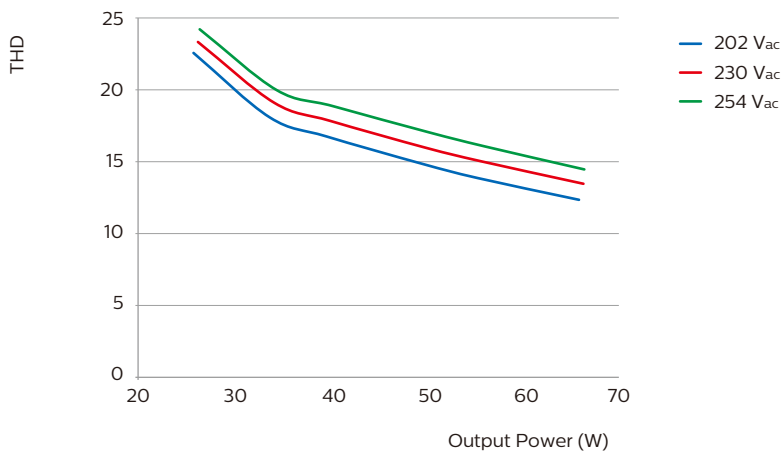
Power factor versus output power ($T_{case} = 70^{\circ}C$)



Efficiency versus output power (Tcase = 70°C)



THD versus output power (Tcase = 70°C)



The information in this datasheet is accurate at the time of writing. All data and specification is subject to change.

This datasheet is provided “as is” without express or implied warranty of any kind, it is based on the data of this new product.

Neither Philips nor its agents assume any liability for inaccuracies in this guide or losses incurred by use or misuse of the information in this guide.

Philips will not be liable for any indirect, special, incidental or consequential damages (including damages for loss of business, loss of profits or the like), whether based on breach of contract, tort (including negligence), product liability or otherwise, even if Philips or its representatives have been advised of the possibility of such damages.

Philips Lighting desires to provide, and the customer identified below (“Customer”) desires to receive, limited prototypes of this product listed in this document (“Products”) at no charge and free-of-cost. In consideration of receiving the Products at no charge and free-of-cost, Customer agrees to assume, and does assume, all risk and liability for the use of the Products and its employees’ and agents’ use of the Products, and that Philips shall have no liability to Customer with respect to Customer’s use, or the performance of, of the Products.

We like you to contact Philips and report problems, suggestions towards a prototype of this product, and provide suggestions regarding this New Product. Philips has no obligation whatsoever to respond in any way to such a problem report or suggestion but will evaluate to any feedback as possible improvement.

The customer shall not sell or otherwise provide a Prototype to any third party.



©2016 Philips Lighting B.V.

All rights reserved. Reproduction in whole or in part is prohibited without the prior written consent of the copyright owner. The information presented in this document does not form part of any quotation or contract, is believed to be accurate and reliable and may be changed without notice. No liability will be accepted by the publisher for any consequence of its use. Publication thereof does not convey nor imply any license under patent- or other industrial or intellectual property rights. Data subject to change.

Date of release: June 26, 2016

www.philips.com/technology