


# PHILIPS

## CertaDrive

### LED driver



## Datasheet

### CertaDrive Panel drivers – Low Ripple

CertaDrive 44W 0.9/1.05A 42V 230V I

9290 028 04880

Single current LED drivers for essential lighting applications.

CertaDrive LED drivers are designed to fulfill the market need for essential lighting with reliable performance. The CertaDrive LED drivers offer basic specifications with specific current and voltage settings which are easy to use for high volume applications. The CertaDrive range is optimal to operate mid-power LEDs from different manufacturers.

#### Benefits

- Driver design based on Philips experience and knowledge of conventional fluorescent and HID technologies
- Popular Vout/Iout mix for high volume applications Various power wattage Drivers that are related to the lumen packages/applications
- Comfort for eyes and assurance of camera friendly performance
- Dual output currents offers flexibility in application
- Easy to use with Philips industrial design on mechanics

#### Features

- SELV output for simpler approval process and easy design-in
- Specific current and voltage
- 50,000 hours life time
- Fast Time to Market
- Low ripple output current (4%)

#### Application

- Office
- Public areas
- For luminaires of protection class II

## Electrical input data

Specification item	Value	Unit	Condition
Rated input voltage range	220...240	V <sub>ac</sub>	Performance range
Rated input voltage	230	V <sub>ac</sub>	
Rated input frequency range	50...60	Hz	Performance range
Rated input current	0.24	A	@ rated output power @ rated input voltage
Rated input power	49	W	@ rated output power @ rated input voltage
Power factor	0.9		@ rated output power @ rated input voltage
Total harmonic distortion	20	%	@ rated output power @ rated input voltage
Efficiency	89	%	@ rated output power @ rated input voltage @max. Uout
Input voltage AC range	202...254	V <sub>ac</sub>	Operational range
Input frequency AC range	47.5...63	Hz	Operational range
Isolation input to output	SELV		

## Electrical output data


Specification item	Value	Unit	Condition
Regulation method	Constant Current		
Output voltage	30...42	V <sub>dc</sub>	
Output voltage max.	60	V	Maximum output voltage (rms)
Output current	0.9 / 1.05	A	
Output current tolerance	± 8	%	
Output current ripple LF	≤ 4	%	Ripple = peak / average, < 3kHz
Output current ripple HF	≤ 15	%	
Output P <sub>st</sub> <sup>LM</sup>	≤ 0.07		In entire operating window
Output SVM	≤ 0.05		In entire operating window
Output power	27...44	W	

## Electrical data controls input

Specification item	Value	Unit	Condition
Control method	Fixed		

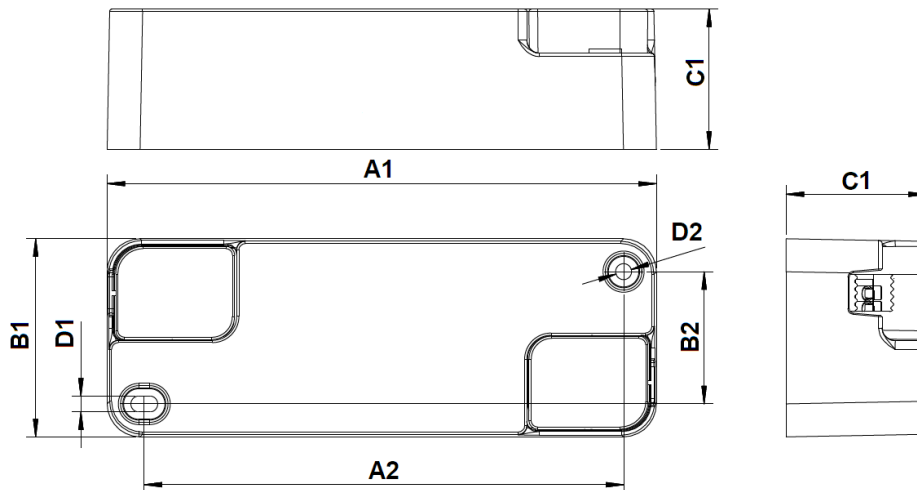
## Wiring and Connections

Specification item	Value	Unit	Condition
Input wire cross-section	0.75...1.5	mm <sup>2</sup>	Type250 (Independent), solid / stranded wire
	16...18	AWG	Type250 (Independent), solid / stranded wire
Input wire strip length	8...9	mm	
Output wire cross-section	0.5...1.5	mm <sup>2</sup>	Type250, solid / stranded wire
	16...20	AWG	Type250, solid / stranded wire
Output wire strip length	8...9	mm	
Maximum cable length	600	mm	Total length of wiring including LED module, one way



## Dimensions and weight

Specification item	Value	Unit	Condition
Length (A1)	125	mm	
Width (B1)	45	mm	
Width (B2)	30	mm	
Height (C1)	31.8	mm	
Fixing hole diameter (D1)	3.5	mm	
Mounting hole diameter (D2)	3.5	mm	
Fixing hole distance (A2)	109	mm	
Weight	110	gram	



## Logistical data

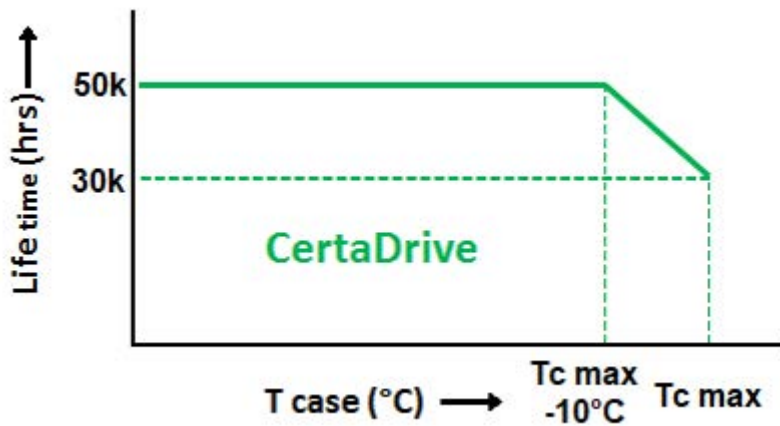
Specification item	Value
Product name	CertaDrive 44W 0.9/1.05A 42V 230V I
Logistic code 12NC	9290 028 04880
Pieces per box	40

## Operational temperatures and humidity

Specification item	Value	Unit	Condition
Ambient temperature	-20...+40	°C	Higher ambient temperature allowed as long as T <sub>case-max</sub> is not exceeded
Starting Ambient temperature	-20...+40	°C	
T <sub>case-max</sub>	75	°C	Maximum temperature measured at T <sub>case-point</sub>
T <sub>case-life</sub>	65	°C	Measured at T <sub>case-point</sub>
Maximum housing temperature	130	°C	In case of a failure, inherent by design
Relative humidity	10...90	%	Non-condensing

## Lifetime

Specification item	Value	Unit	Condition
Driver lifetime	50,000	hours	Measured temperature at Tcase-point is Tcase-life. Maximum failures = 10%



## Storage temperature and humidity

Specification item	Value	Unit	Condition
Ambient temperature	-25...+85	°C	
Relative humidity	5...95	%	Non-condensing

## Programmable features

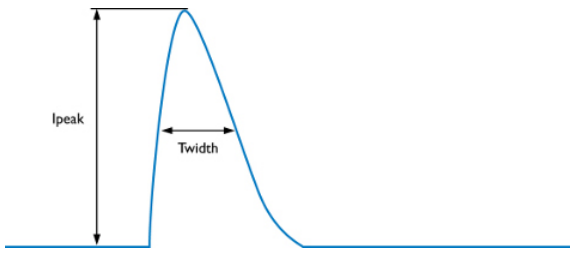
Specification item	Available	Remark	Condition
Set Adjustable Output Current (AOC)	No	See Design-in Guideline	Default output current: = 0.9/1.05A
LED Module Temperature Protection (MTP)	No		
Constant Lumen Over Lifetime (CLO)	No		
DC emergency dimming (DCemDim)	No		

## Features

Specification item	Value	Remark	Condition
Open load protection	Yes		Automatic recovering
Short circuit protection	Yes		Automatic recovering
Over power protection	Yes		
Hot wiring	No		
Suitable for fixtures with protection class	II		per IEC60598

## Inrush current

Specification item	Value	Unit	Condition
Inrush current $I_{peak}$	17.2	A	Input voltage 230V
Inrush current $T_{width}$	220	$\mu$ s	Input voltage 230V, measured at 50% $I_{peak}$
Drivers / MCB 16A type B	$\leq 30$	pcs	Indicative value



MCB	Rating	Relative number of LED drivers
B	4A	25%
B	6A	40%
B	10A	63%
B	13A	81%
B	16A	100% (stated in datasheet)
B	20A	125%
B	25A	156%
B	32A	200%
B	40A	250%
C	4A	42%
C	6A	63%
C	10A	104%
C	13A	135%
C	16A	170%
C	20A	208%
C	25A	260%
C	32A	340%
C	40A	415%

## Driver touch current / protective conductor current

Specification item	Value	Unit	Condition
Typical Touch Current (ins. Class II)	0.7	mA peak	Acc. IEC61347-1. LED module contribution not included

## Surge immunity

Specification item	Value	Unit	Condition
Mains surge immunity (diff. mode)	1	kV	Acc. IEC61000-4-5. 2 Ohm, 1.2/50us, 8/20us
Mains surge immunity (comm. mode)	2	kV	Acc. IEC61000-4-5. 12 Ohm 1.2/50us,8/20us

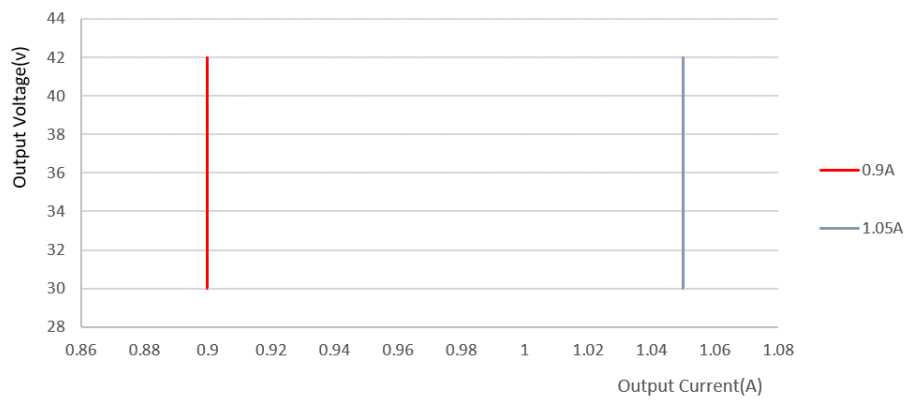
## Application Info

Specification item	Value
Approval marks	C-tick / CB / CCC / CE / ENEC / SELV / TISI
Ingress Protection classification (IP)	20

## Graphs

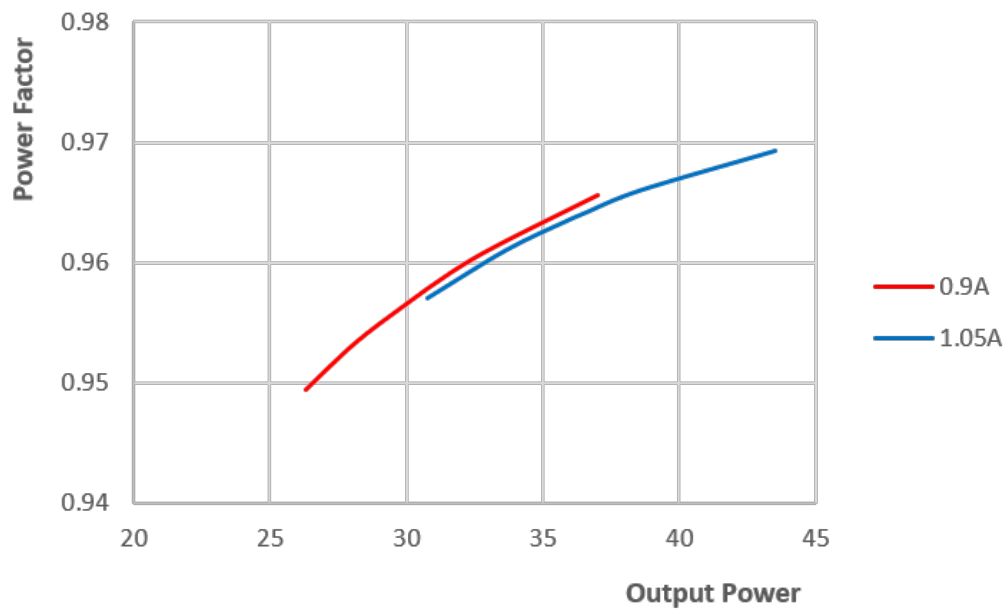
### Operating window

---

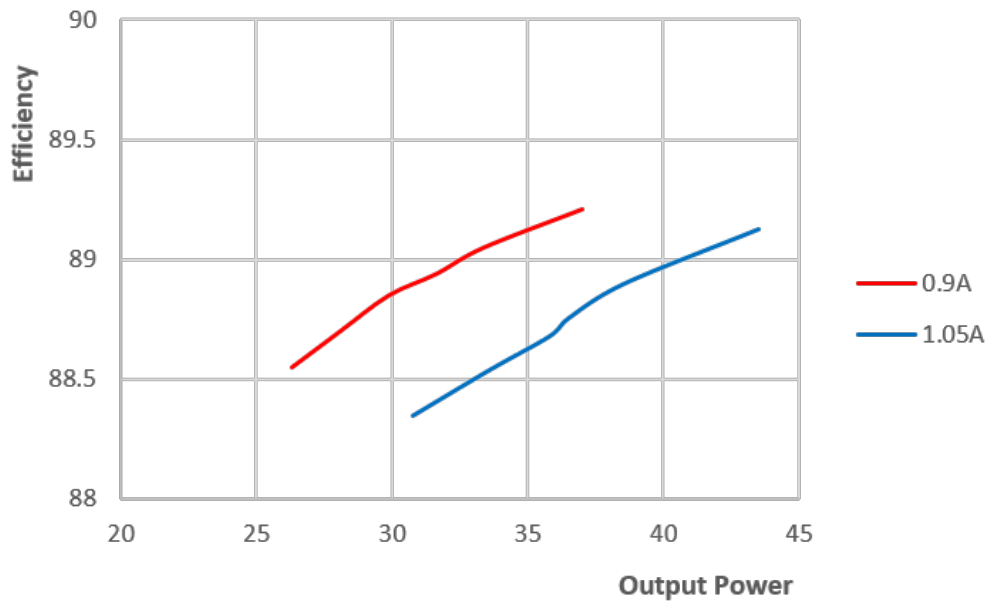


### Power factor versus output power

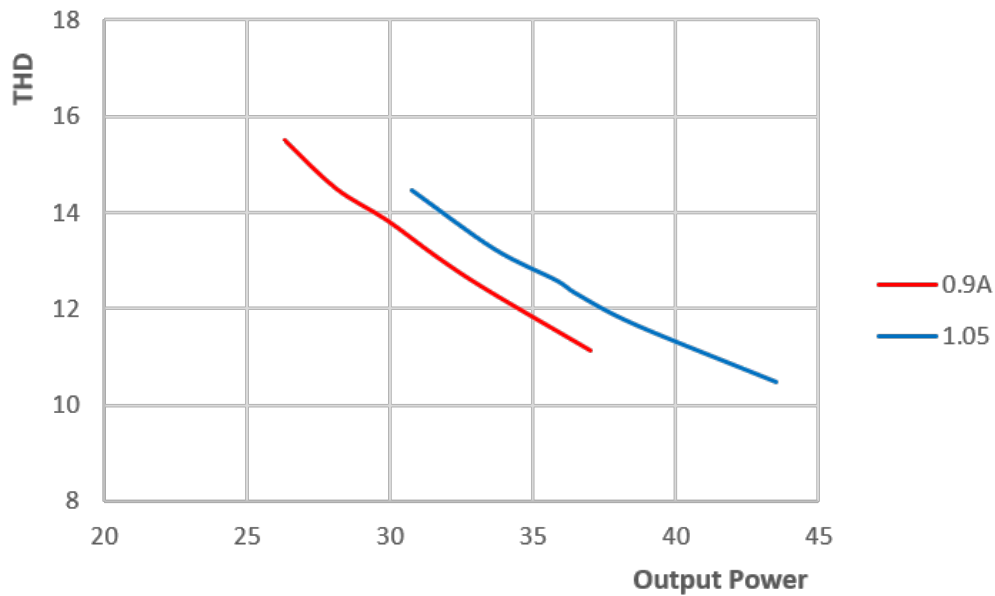
---



## Efficiency versus output power



## THD versus output power



©2021 Signify Holding, IBRS 10461, 5600 VB, NL. All rights reserved.

The information provided herein is subject to change without notice. Signify does not give any representation or warranty as to the accuracy or completeness of the information included herein and shall not be liable for any action in reliance thereon. The information presented in this document is not intended as any commercial offer and does not form part of any quotation or contract, unless otherwise agreed by Signify.

Philips and the Philips Shield Emblem are registered trademarks of Koninklijke Philips N.V. All other trademarks are owned by Signify Holding or their respective owners.

Date of release: August 31, 2021

[www.philips.com/oem](http://www.philips.com/oem)