

Product Description

LF-GIF030YS is a 30W flicker free LED driver. Input voltage: 220-240Vac; output voltage: 33-40Vdc; output current: 550-750mA.

Features

- Suitable for Class II light fixtures
- Flicker free, modulation depth<0.5%
- High performance, low THD
- 5 years warranty (please refer to the warranty condition.)

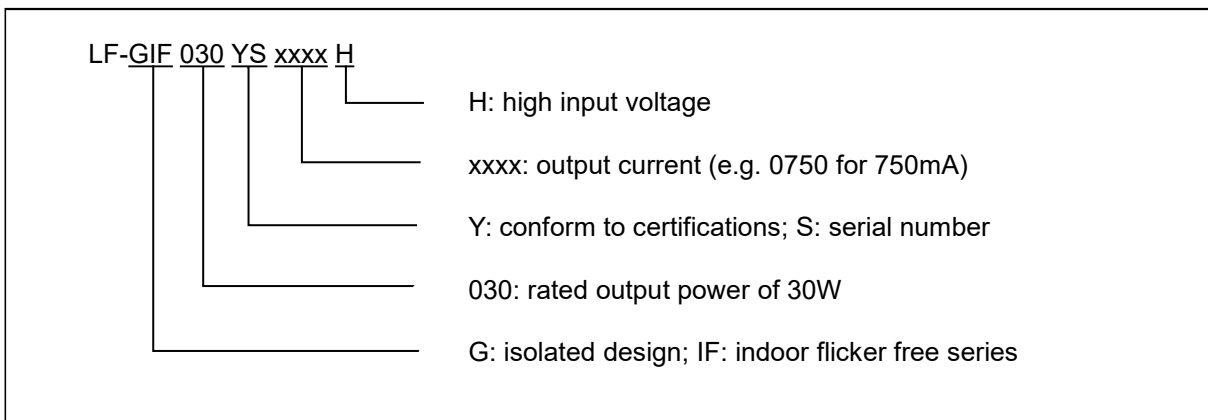


Applications

- Indoor office lighting
- Decorative lighting
- Commercial lighting
- Residential lighting



Product Naming



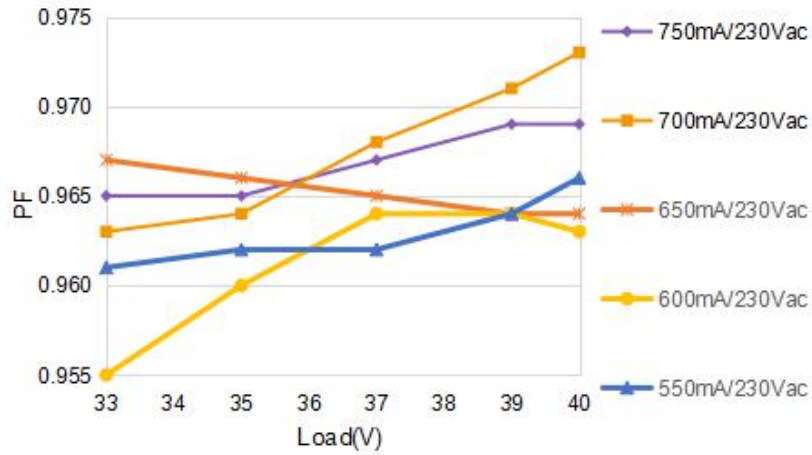
Electrical Characteristics

Model		LF-GIF030YS				
Output	Output Voltage	33-40Vdc				
	Output Current	550mA	600mA	650mA	700mA	750mA
	Modulation Depth	<0.5%				
	IEC-PST	≤1				
	CIE SVM	≤0.4				
	Current Tolerance	±5%				
	Temperature Drift	±10%				
	Start-up Time	<0.5S@230Vac				
Input	Input Voltage	220-240Vac (limit: 198-264Vac)				
	Input Frequency	47Hz-63Hz				
	Input Current	0.2A Max.				
	Power Factor	≥0.9@230Vac				
	THD	≤20% @230Vac				
	Efficiency	≥86%	≥86.5%	≥86.5%	≥87%	≥87%
	Inrush Current	≤24A & 144uS @230Vac				
	Load Quantity Carried by the Circuit Breaker	Circuit Breaker Model	B10	C10	B16	C16
		Quantity (pcs)	25	41	40	68
	Leakage Current	≤0.7mA				
Standby Power Consumption	≤0.5W					
Protection Features	Open Circuit Protection	<55V				
	Short Circuit Protection	Hiccup mode (auto-recovery)				
Environment Description	Operating Temperature	-30℃~+45℃				
	Operating Humidity	20-90%RH (no condensation)				
	Storage Temperature/Humidity	-30℃~+ 80℃ (six months under class I environment);				
		10-90%RH (no condensation)				
Atmospheric Pressure	86KPa~106KPa					

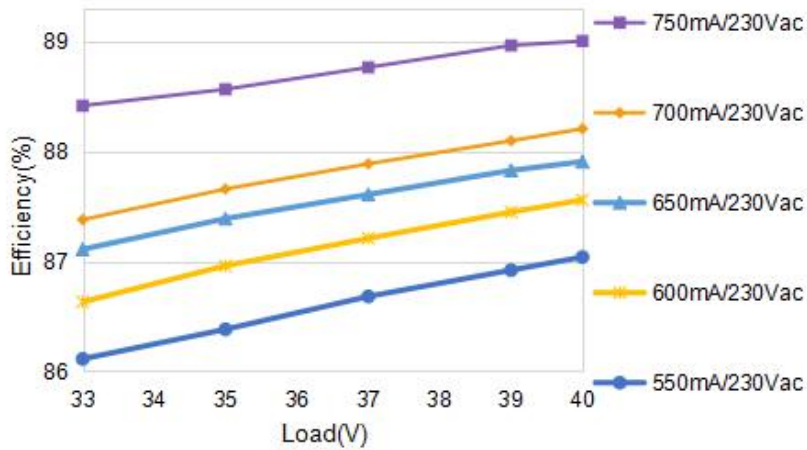
Safety & Electromagnetic Compatibility	Certifications	ENEC, CE, CB, RCM, CCC, SAA
	Withstanding Voltage	I/P-O/P: 3.75KV, 5mA, 60S
	Insulation Resistance	I/P-O/P: >100MΩ @ 500Vdc
	Safety Standards	ENEC: EN61347-1: 2015, EN 61347-2-13: 2014/A1: 2017, EN 62384: 2016/A1: 2009; CE-LVD: EN 61347-2-13: 2014/A1: 2017, EN 61347-1: 2015, EN 62493: 2015; SAA: AS 61347.2-13: 2018; CB: IEC 61347-1: 2015, IEC61347-2-3: 2014, IEC 61347-2-13: 2014/AMD1: 2016; CCC: GB19510.1-2009, GB19510.14-2009
	EMI	CE-EMC/RCM: EN55015, EN61000-3-2, EN61000-3-3 CCC:GB/T17743, GB17625.1, GB17625.2
	EMS	CE-EMC/RCM: EN61000-4-2, 3, 4, 5 (lightning strike 1KV), 6, 11 CCC: GB/T17626.2, 3, 4, 5 (lightning strike 1KV), 6, 11
Others	IP Rating	IP20
	RoHS	RoHS 2.0 (EU) 2015/863
	Warranty Condition	5 years (Tc≤84.2℃)
Test Equipment	AC power source: CHROMA6530, digital power meter: CHROMA66202, Oscilloscope: Tektronix DPO3014, DC electronic load: M9712B, LED board, constant temperature and humidity chamber, lightning surge generator: Everfine EMS61000-5B, rapid group pulse generator: Everfine EMS61000-4A, spectroanalyzer: KH3935, hi-pot tester: TH9201B, flicker-free tester (flicker-free coefficient tester) 60N-01, etc.	
Remarks	<ol style="list-style-type: none"> 1. It is recommended that customer should install overvoltage and undervoltage protection devices and surge protection devices in the power supply circuits of the light fixtures to ensure safety before connecting to electricity. 2. The PC cover, casing, end caps and other parts of the LED driver inside the LED light fixture must conform to UL94-V0 flammability standard or above. 3. As an accessory, the LED driver is not the only factor determining the EMC performance of the LED light fixture. The structure and the wiring of the light fixture are also relevant. Thus it's strongly recommended the LED light fixture manufacturer should re-confirm the EMC of the whole LED light fixture. 4. The test conditions of the circuit breaker configuration quantity are the same as those of the inrush current test. 5. Unless otherwise stated, the parameters above are test results under these conditions: ambient temperature 25℃, humidity 50%, input voltage 230Vac and 100% load. 	

Characteristic Curves

■ **PF Curve**

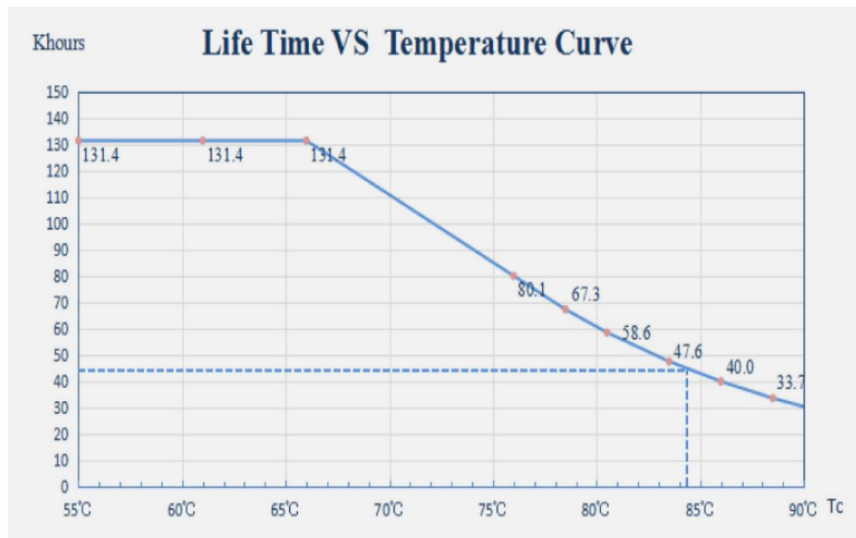


■ **Efficiency Curve**



■ **Lifetime Curve**

Be based on 230Vac/40Vdc Expected Life Above 43.8Khour@ Tc=84.2°C.



Definition of the Driver's Terminal

INPUT

AC-N	Input terminal of AC neutral wire
AC-L	Input terminal of AC live wire

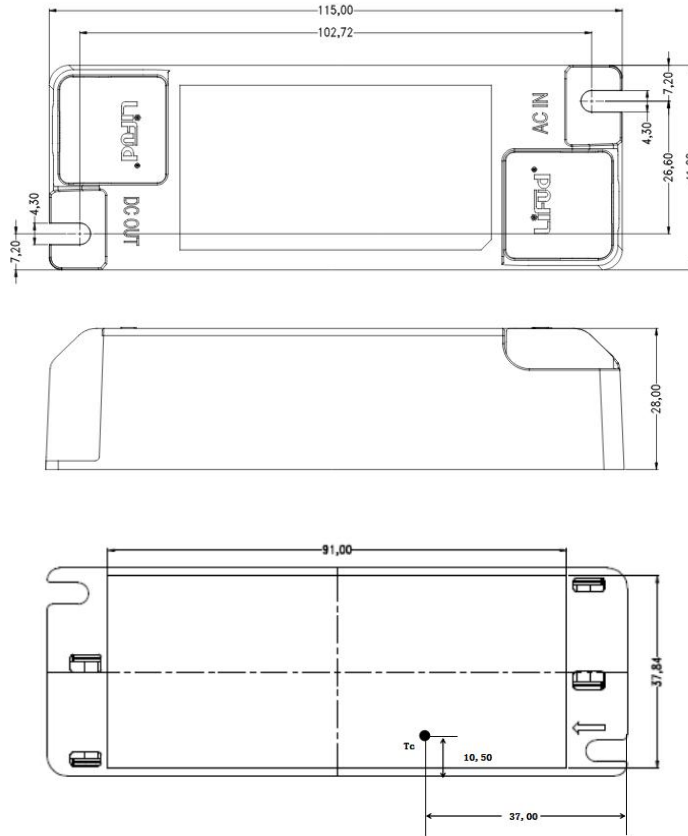
OUTPUT

LED+	Positive electrode output of the driver
LED-	Negative electrode output of the driver

Label



Structure & Dimensions (Unit: mm)



Packaging Specifications

Model	LF-GIF030YS
Packaging Dimensions	385*285*210 mm (L*W*H)
Quantities	14 pcs/layer; 6 layers/ctn; 84 pcs/ctn
Weights	96g ± 5%/pc; 8.4kg ± 5%/ctn

Transportation & Storage

■ Transportation

- Suitable transportation means: vehicles, boats and aircraft.
- During transportation, there should be awnings for rain protection and sun protection. Civilized loading and unloading are required. There should be no severe vibration or impact.

■ Storage

- Storage in accordance with the provisions of Class I environment. For products which have been stored for more than six months, they mustn't be used until they pass the re-inspection.

Attention

- Please use this product according to its specifications otherwise there may be malfunction.
- Use light fixtures that have not been certified or are not compatible with the LED drivers may cause fire or other hazards.
- Man-made damage, any use beyond the specification and non-original-factory modification are not covered by warranty.

Remark: The final interpretation right of the contents of this data sheet belongs to Lifud Technology Co., Ltd.

