

## IT FIT 40/220...240/800 CS L

ICUTRONIC IT FIT CS L (SELV) | Linear / Area Constant Current – Non dimmable



### Areas of application

- Linear and area lighting
- Office, industrial and shop lighting

### Product family benefits

- Flexible with 1 driver offers 4 output currents
- High quality light with very low ripple
- Very high efficiency up to 88%
- Enable slim fixture design with flat 21 mm height metal housing
- Long lasting and high reliability
- SELV driver



## Product datasheet

---

### Product family features

- Output current: 1300/1400/1500/1600 mA
- Low THD <15% @ full load
- Output power: 4.6 W – 75.6 W
- Input voltage: 220 – 240 VAC
- Ambient temp range  $t_a$ : -25 to +50 °C
- Wide output voltage range
- Low LF-ripple < 5%
- Very high efficiency up to 88%
- Fixed output (no dimming)
- Lifetime: up to 50,000 h

## Technical data

### Electrical data

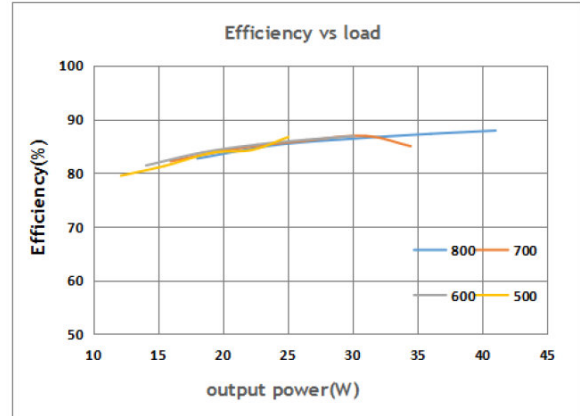
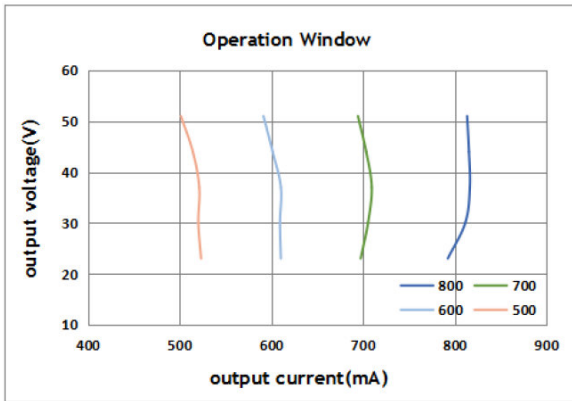
Nominal input voltage	220...240 V
Mains frequency	50/60 Hz
Input voltage AC	198...264 V
Current set	DipSwitch
Power factor $\lambda$	$\geq 0.96$
ECG efficiency	86 % <sup>1)</sup>
Device power loss	6.37 W <sup>2)</sup>
Inrush current	13.6 A <sup>3)</sup>
Max. ECG no. on circuit breaker 10 A (B)	20
Max. ECG no. on circuit breaker 10 A (C)	30
Max. ECG no. on circuit breaker 16 A (B)	31
Max. ECG no. on circuit breaker 16 A (C)	49
Max. ECG no. on circuit breaker 25 A (B)	-
Surge capability (L/N-Ground)	2 kV
Surge capability (L-N)	1 kV
Nominal output voltage	23...51 V
Nominal output current	500 / 600 / 700 / 800 mA <sup>4)</sup>
Output ripple current (100 Hz)	< 5 %
Output PSTLM	$\leq 1$
Output SVM	$\leq 0.4$
Nominal output power	11.5...40.8 W

<sup>1)</sup> Full load, 220 – 240 V, 50 Hz

<sup>2)</sup> At 230 V, Input power 47 W max

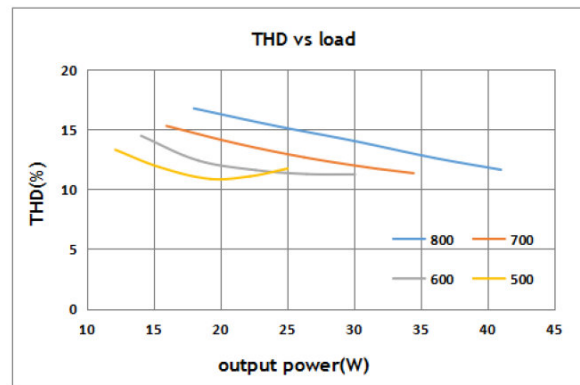
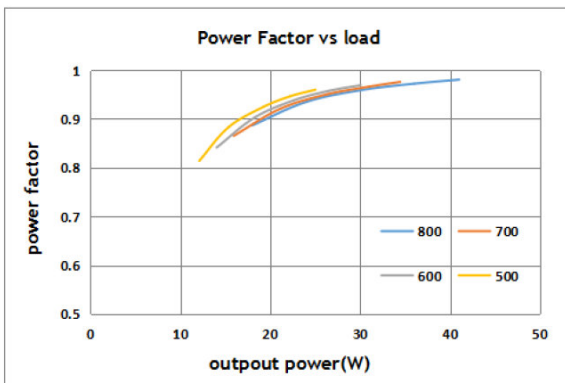
<sup>3)</sup>  $t_{width} = 220 \mu s$  (measured at 50 %  $I_{peak}$ )

<sup>4)</sup>  $\pm 7.5\%$



Operating Window

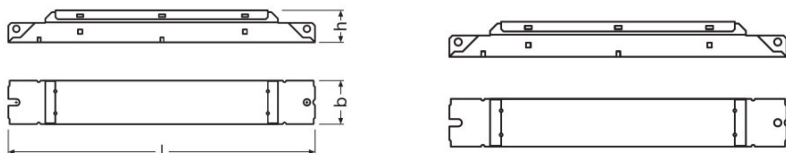
Typical Efficiency v Load 230 V 50 Hz



Typical Power Factor v Load

Typical THD v Load

## Dimensions & weight



<b>Mounting hole spacing, length</b>	200.0 mm
<b>Product weight</b>	116.00 g
<b>Cable cross-section, input side</b>	0.5...1.5 / 0.75...1.5 mm <sup>2</sup> <sup>1)</sup>
<b>Cable cross-section, output side</b>	0.5...1.5 / 0.75...1.5 mm <sup>2</sup> <sup>1)</sup>
<b>Wire preparation length, input side</b>	7...8 mm
<b>Length</b>	210.0 mm
<b>Width</b>	30.0 mm
<b>Height</b>	21.0 mm

<sup>1)</sup> Solid/ Flexible Leads

## Temperatures & operating conditions

<b>Ambient temperature range</b>	-25...+50 °C
<b>Maximum temperature at tc test point</b>	75 °C
<b>Max.housing temperature in case of fault</b>	110 °C
<b>Temperature range at storage</b>	-25...80 °C
<b>Permitted rel. humidity during operation</b>	5...85 % <sup>1)</sup>

<sup>1)</sup> Non-condensing

## Lifespan

<b>ECG lifetime</b>	50000 h <sup>1)</sup>
---------------------	-----------------------

<sup>1)</sup> T<sub>c</sub> = 75°C, with max. 10% failure rate

## Additional product data

<b>Encapsulated</b>	Yes
---------------------	-----

## Capabilities

<b>Dimmable</b>	No
<b>Overheating protection</b>	Automatic reversible

## Product datasheet

Overload protection	Automatic reversible
Short-circuit protection	Automatic reversible
No-load proof	Yes
Max. cable length to lamp/LED module	2.0 m
Suitable for fixtures with prot. class	I / II
Number of channels	1

### Certificates & standards




Approval marks – approval	CCC / CE / ENEC <sup>1)</sup>
Standards	Acc. to IEC 61347-1/Acc. to IEC 61347-2-13/Acc. to IEC 62384/Acc. to IEC 61000-3-2/Acc. to IEC 61000-3-3/Acc. to IEC 61547
Type of protection	IP20

<sup>1)</sup> In preparation

### Logistical data

Commodity code	850440829000
----------------	--------------

### Download Data

File	
	User instruction ICUTRONIC LED Power Supply
	Certificates IT FIT CS L DEKRA 35 113195 030820
	Declarations of conformity IT FIT CS L CE 4205372 290420

### Logistical Data

Product code	Product description	Packaging unit (Pieces/Unit)	Dimensions (length x width x height)	Volume	Gross weight
4052899617438	IT FIT 40/220...240/800 CS L	Shipping carton box 20	375 mm x 230 mm x 88 mm	7.59 dm <sup>3</sup>	2810.00 g

The mentioned product code describes the smallest quantity unit which can be ordered. One shipping unit can contain one or more single products. When placing an order, for the quantity please enter single or multiples of a shipping unit.

### Disclaimer

Subject to change without notice. Errors and omission excepted. Always make sure to use the most recent release.