



Approval Marks



Item	Value	Remark	
Nominal voltage	220–240V		
Nominal frequency	50–60Hz		
AC voltage range	198–264V		
DC voltage range (start)	NA		
DC voltage range (operation)	NA		
Nominal current			
LNC6W120/250LR-1C	35mA		
LNC6W150/300LR-1C	40mA		
LNC6W200/350LR-1C	45mA		
Input	Total Harmonic Distortion (THD)	< 30% Full load @ 230VAC	
	Power factor	> 0.75C Full load @ 230VAC	
	Displacement factor	> 0.75C Full load @ 230VAC	
	Efficiency	73% (Typ.) Full load @ 230VAC	
	No-load power	NA	
	Stand-by power	< 0.5W	
	Protection class	NA	
	Inrush current	12 A / 40 μs	
	Max.units per circuit breaker	Type B , 10A MCB	89
		Type B , 16A MCB	142
Type C , 10A MCB		111	
Type C , 16A MCB		178	
Earth leakage current	0.3mA		
Output	Nominal voltage range		
	LNC6W120/150/200LR-1C	21-30 Vdc	
	LNC6W250/300/350LR-1C	12-17.5 Vdc	
	Maximum voltage		
	LNC6W120/150/200LR-1C	37Vdc	
	LNC6W250/300/350LR-1C	27Vdc	
	Nominal current range		
	LNC6W120LR-1C	120mA	
	LNC6W150LR-1C	150mA	
	LNC6W200LR-1C	200mA	
	LNC6W250LR-1C	250mA	
	LNC6W300LR-1C	300mA	
	LNC6W350LR-1C	350mA	

	Item	Value	Remark
	Current accuracy		
	LNC6W350/300/250LR-1C	± 5%	
	LNC6W200LR-1C	± 7%	
	LNC6W150/120LR-1C	± 10%	
	Typical output LF current ripple	± 5%	Low Frequency<120Hz Full load @ 230VAC (Peak to Peak)
Output	Starting time	< 0.5 S	Full load @230VAC
	Nominal power range		
	LNC6W120LR-1C	2.6-3.6W	
	LNC6W150LR-1C	3.2-4.5W	
	LNC6W200LR-1C	4.0-2-6W	
	LNC6W250LR-1C	3.0-4.3W	
	LNC6W300LR-1C	3.6-5.2W	
	LNC6W350LR-1C	4.2-6.1W	
	Maximum power	8W	
Dimming	Dimming control	0/1-10V	0V:Dimming Port Short
	Dimming technique	Amplitude	
	PWM frequency	NA	
	Dimming range	10-100%	1-10V
	Lowest dimming current	2-10%	1V : Full load @ 230VAC When dimming under 1V, the output current won't be defined.
	Galvanic isolation	Basic insulated to PRI and supplementary insulated to SEC	
Environment	Ambient temperature range t _a	-20°C - +50°C	
	Maximum case temperature t _c	70°C	
	Max. case temp. in fault condition	110°C	When operating under fault conditions, the temperature of the enclosure at any location should not exceed 110 °C
	Storage temperature range	-25°C - +85°C	
	Relative humidity	10% - 95%	
	Surge transient protection	1 kV	L/N
	Environmental rating	Indoor	
	IP rating	IP20	
	Mains switching cycles	> 100,000	
	Expected lifetime	> 50,000 h, t _c 70 °C @ t _a 50 °C > 80,000 h, t _c 60 °C @ t _a 40 °C	
	Packing	Gross weight/Carton	9.3 kg
Net weight/Carton		8.2 kg	
Pcs/Carton		120 PCS	
Dimension/Carton		490(L)*270(W)*225(H)mm	
Protections			
Short-circuit Protection	Auto recovery		
Open-circuit Protection	Auto recovery		
Overload Protection	Auto recovery		
Conformity & Standards			
Safety:	EN 61347-1, EN 61347-2-13, EN 62493		
Performance:	EN 62384		
EMC standard:	EN 55015, EN 61000-3-2, EN 61000-3-3, EN 61547		
SAA standard:	AS/NZS 61347.1, AS/NZS IEC 61347.2.13		

Cable information

PRI Connection	L	N
Color	Brown	Blue
Wire type	7022	7022
Wire diameter	AWG18	AWG18
Wire length	139mm	140mm
Stripping	6mm	6mm
Tolerance	±5mm	±5mm

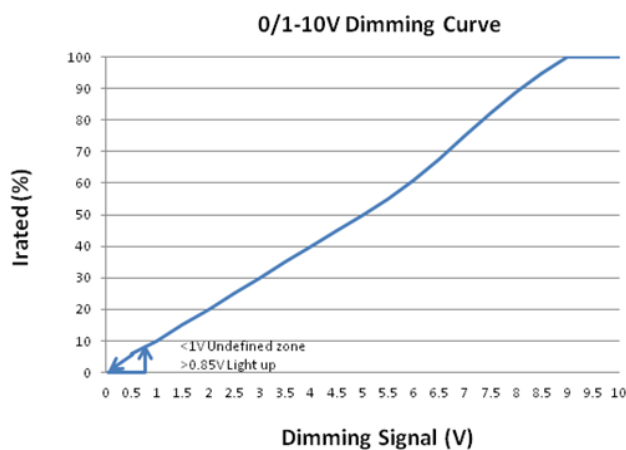
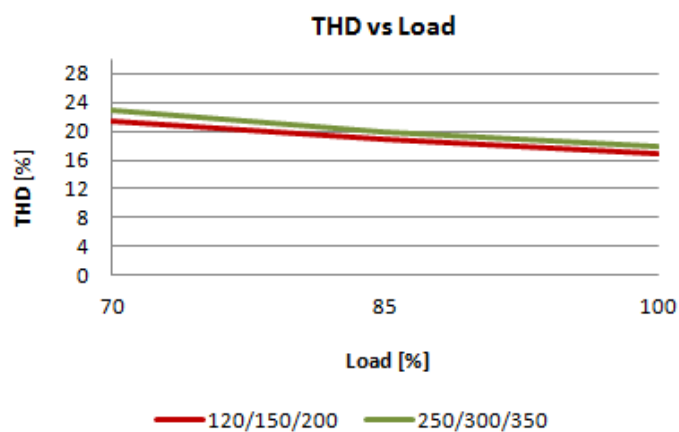
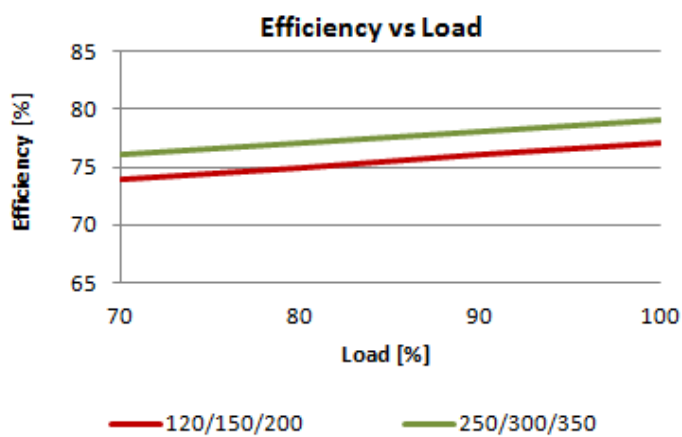
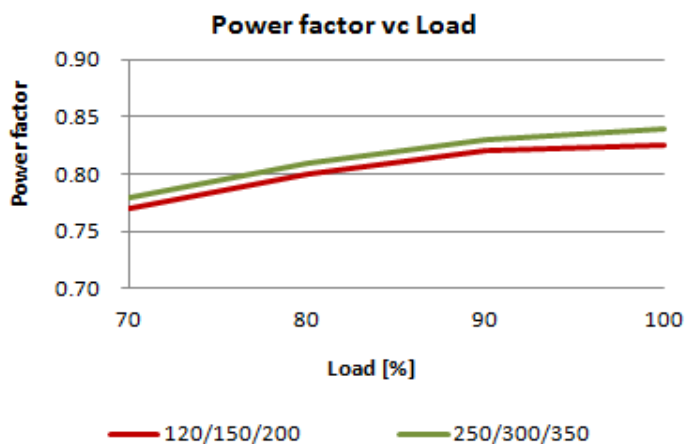
Sec Connection	+	-
Color	Red	Black
Wire type	1332	1332
Wire diameter	AWG22	AWG22
Wire length	138mm	136mm
Strip length	6mm	6mm
Tolerance	±5mm	±5mm

Control Input 1-10V	+	-
Color	Purple	Gray
Wire type	1332	1332
Wire diameter	AWG22	AWG22
Wire length	103mm	103mm
Stripping	10mm	10mm
Tolerance	±5mm	±5mm

* If not mentioned, all the test conditions are based on full load at 230VAC input (for 220-240 VAC input).

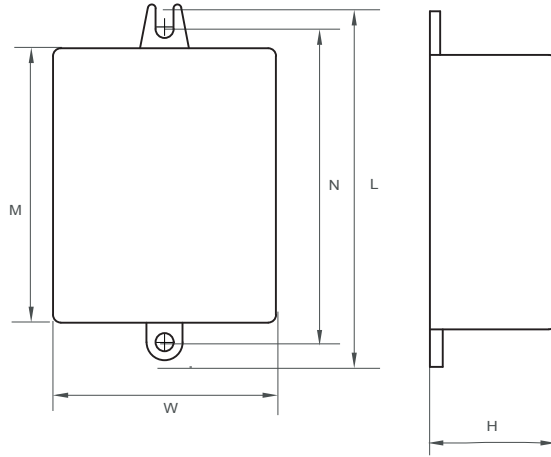
Subject to change without notice, HEP guarantees all products perform functionally well

Electrical Values



When dimming under 1V, the output current won't be defined

**Physical
Parameter**

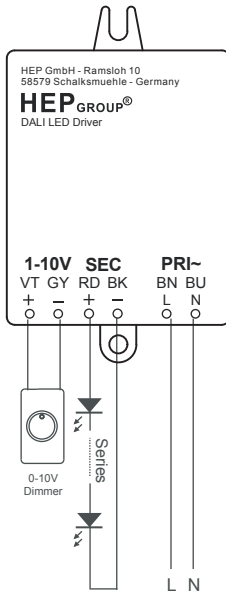


L : 69.3 mm W: 43.5 mm
M : 53.5 mm H : 24.6 mm
N : 61 mm

Tolerance : +/-1 mm , R : +/-0.5 mm

Housing Material : Polycarbonate
Soldering : Lead-Free, Comply With RoHS
Label : Surface Print

Wiring Diagram



Remark :
Before switching on the supply voltage all LEDs must be completely wired and connected, and be sure all wire connection complying with instruction of wiring diagram.