

Report No.:

Test Time:

Luminaire Property

Luminaire Manufacturer:

Luminaire Category: LED FLOODLIGHT

Lamp Catalog: LED

Number of Lamps:

Luminous Length (mm):

Luminous Height (mm):

Current: 0.139 A

Power Factor: 0.989

Luminaire Description: E002EI-30W-3000K

Lamp Description: SMD

Lumens per Lamp:

Luminous Width (mm):

Voltage: 230.1 V

Power: 31.61W

Photometric Results

IES NEMA Type: 7H x 7V

Measurement Flux: 2742.7 lm

Field Lumens: 2706.7 lm

Field Angle: H142.8, V166.8

Luminaire Efficacy Rating (LER): 86.82

Max. Intensity: 981.15 cd

Total Rated Lamp Lumens: 2742.7 lm

Efficiency: 100%


Field Efficiency: 98.68%

Beam Angle: H114.8, V112.9

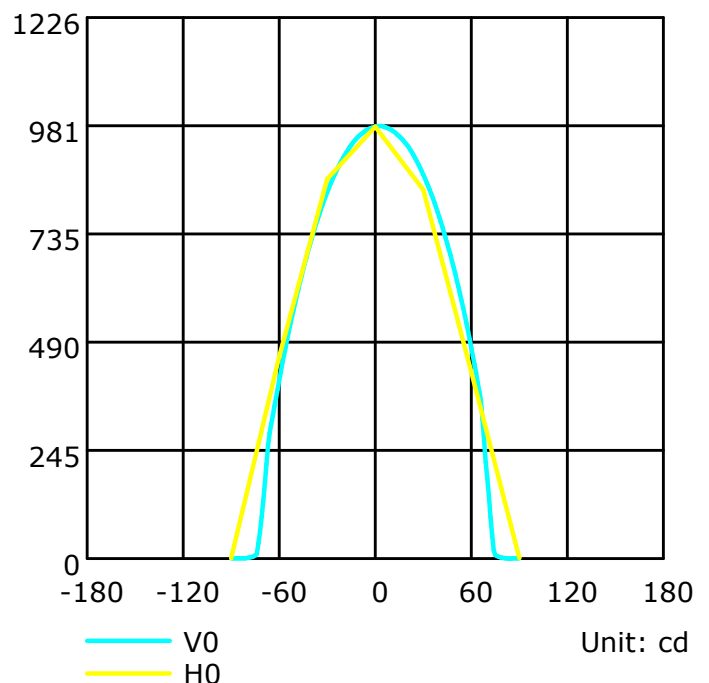
C0r0 Intensity: 979.37 cd

Pos of Max. Intensity: H0 V3

Picture Of Luminaire



Luminous Intensity Distribution Curve



B Plane (°):-90.0-90.0: 30.0

Test Lab:

Test Type: TYPE B

Temperature:

Operator: ZBB

Beta Plane (°):-90.0-90.0:1.0

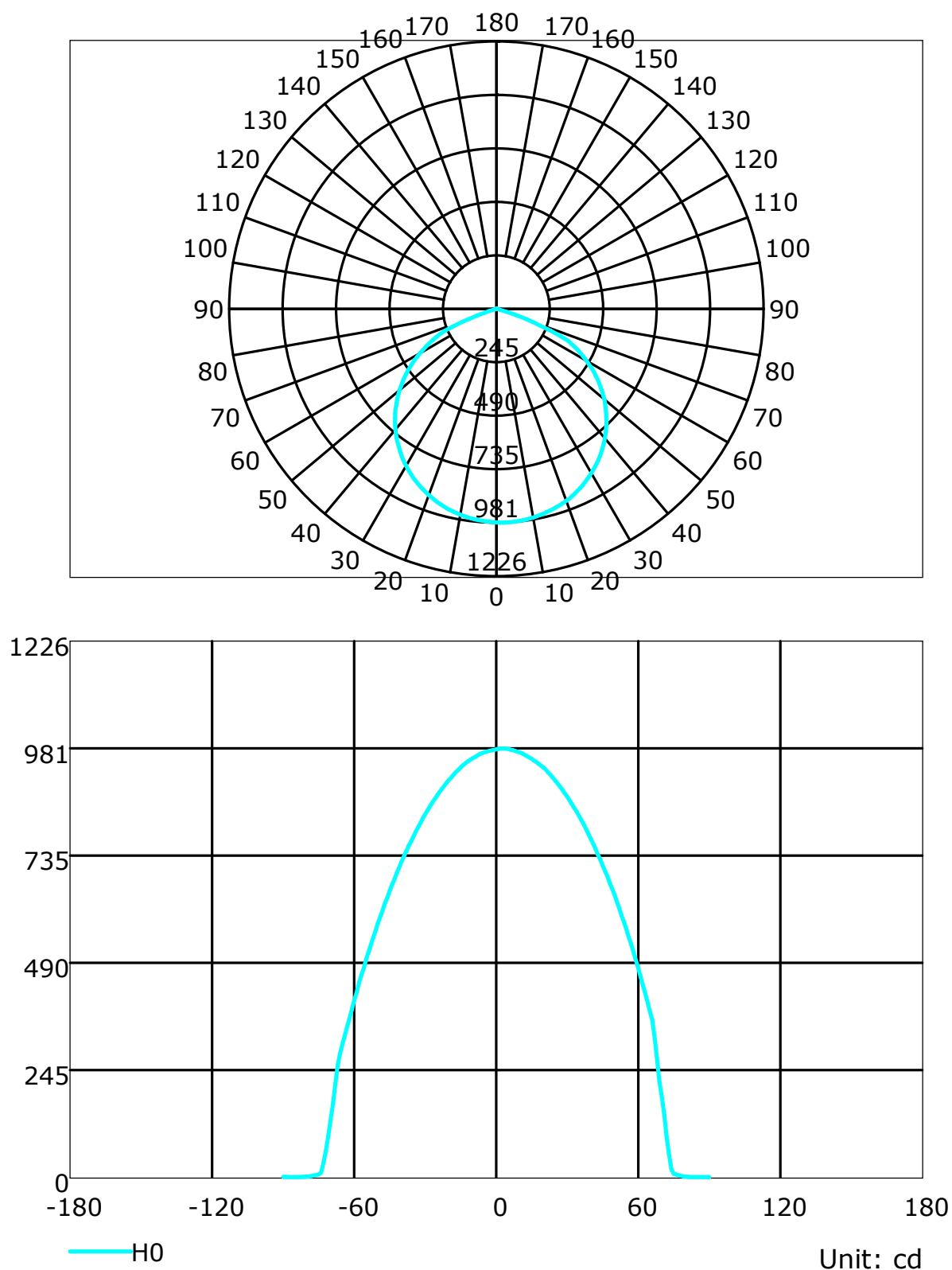
Test Device: GPM-1600L

Distance: 7.132 m

Humidity:

Inspector:

Luminous Intensity Distribution Curve



B Plane (°):-90.0-90.0: 30.0

Test Lab:

Test Type: TYPE B

Temperature:

Operator: ZBB

Beta Plane (°):-90.0-90.0:1.0

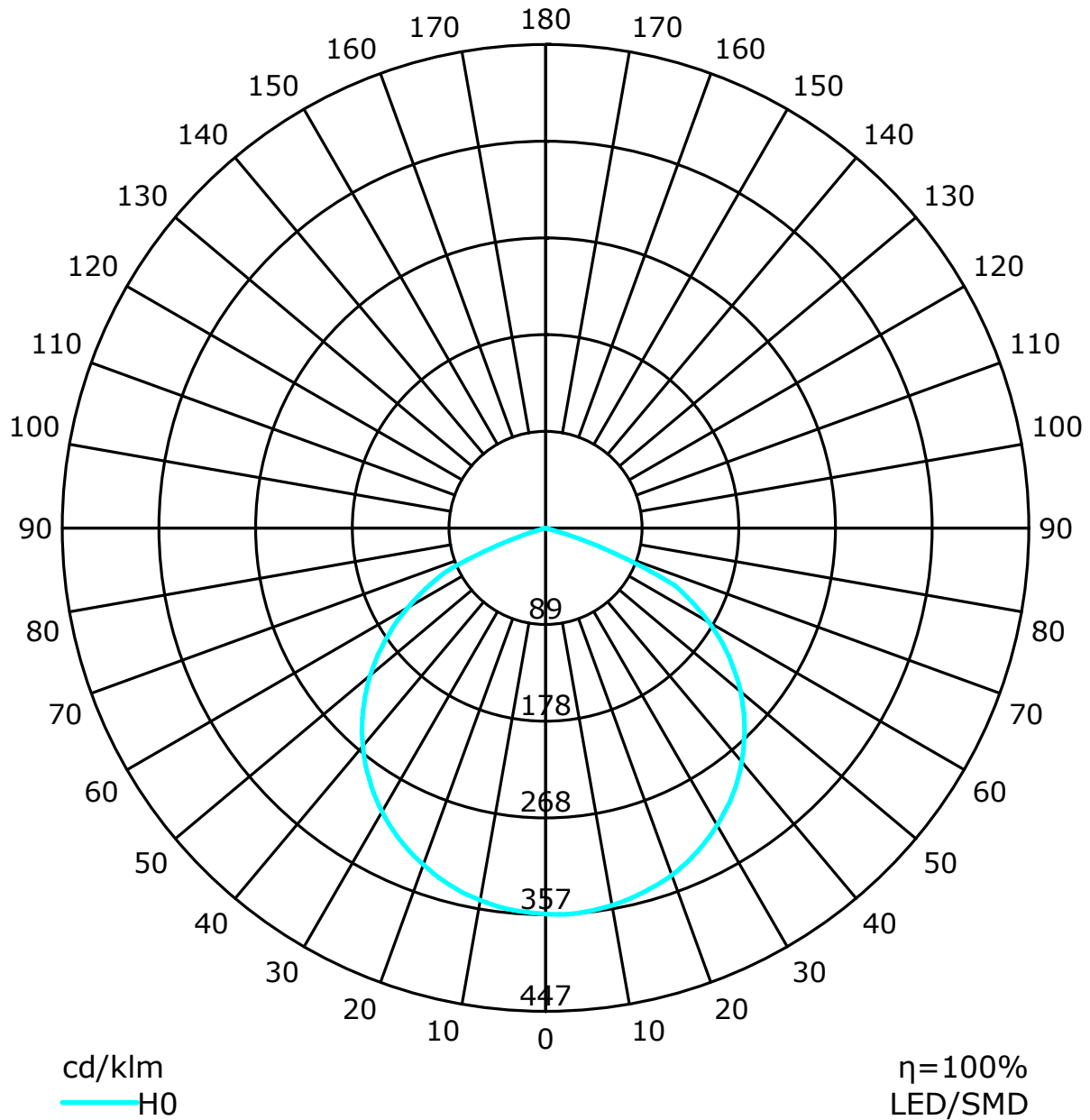
Test Device: GPM-1600L

Distance: 7.132 m

Humidity:

Inspector:

Luminous Intensity Distribution Curve(cd/klm)



B Plane (°):-90.0-90.0: 30.0

Test Lab:

Test Type: TYPE B

Temperature:

Operator: ZBB

Beta Plane (°):-90.0-90.0:1.0

Test Device: GPM-1600L

Distance: 7.132 m

Humidity:

Inspector:

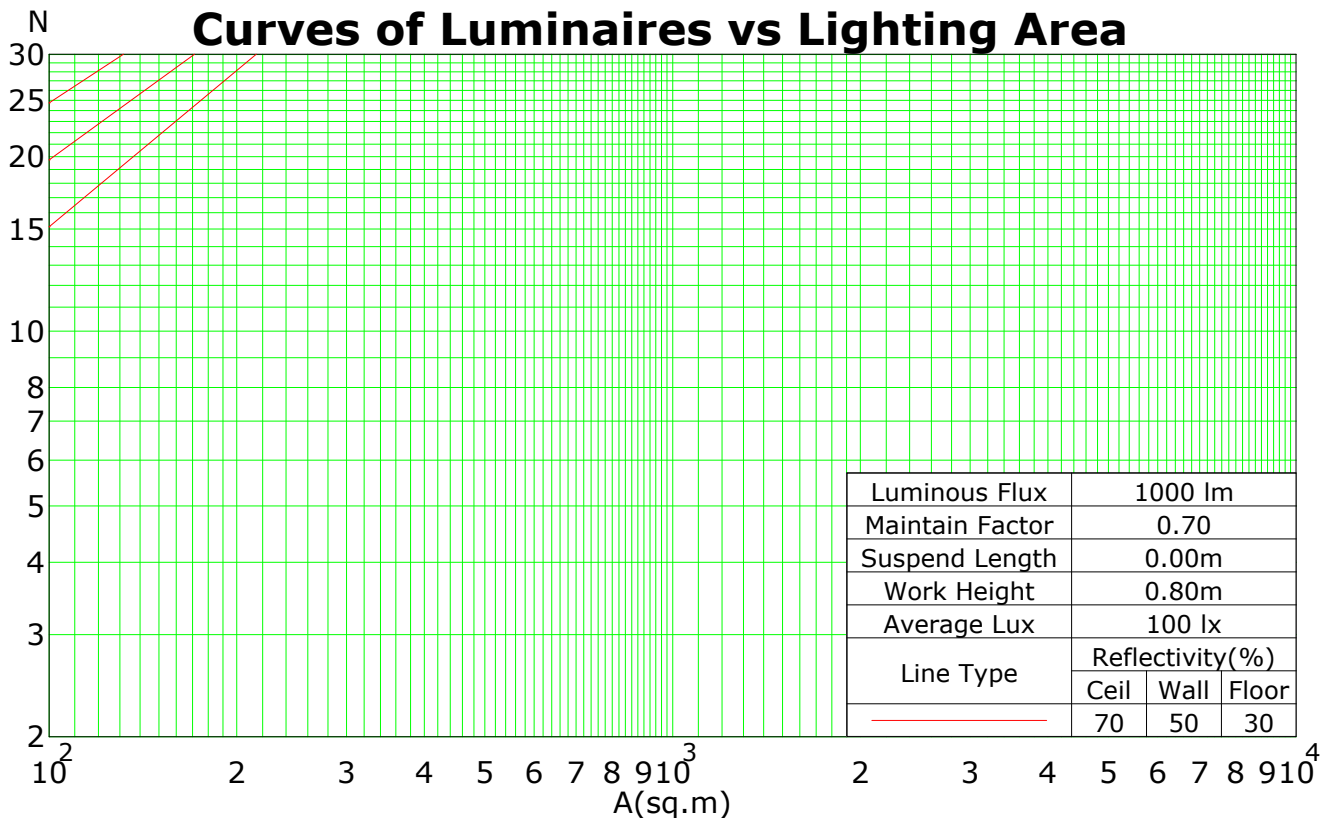
Coefficients Of Utilization - Zonal Cavity Method

RC	0.8	0.8	0.8	0.8	0.7	0.7	0.7	0.7	0.5	0.5	0.5	0.3	0.3	0.3	0.1	0.1	0.1	0
RW	0.7	0.5	0.3	0.1	0.7	0.5	0.3	0.1	0.5	0.3	0.1	0.5	0.3	0.1	0.5	0.3	0.1	0
RCR	RF = 0.2																	
0	1.19	1.19	1.19	1.19	1.16	1.16	1.16	1.16	1.11	1.11	1.11	1.06	1.06	1.06	1.02	1.02	1.02	1.00
1	1.09	1.04	1.00	0.96	1.06	1.02	0.98	0.95	0.98	0.95	0.92	0.94	0.91	0.89	0.90	0.88	0.86	0.84
2	0.99	0.91	0.84	0.79	0.97	0.89	0.83	0.78	0.86	0.80	0.76	0.82	0.78	0.74	0.79	0.76	0.73	0.70
3	0.91	0.80	0.72	0.65	0.88	0.78	0.71	0.65	0.75	0.69	0.64	0.73	0.67	0.63	0.70	0.65	0.62	0.59
4	0.83	0.71	0.62	0.55	0.81	0.70	0.61	0.55	0.67	0.60	0.54	0.65	0.59	0.54	0.63	0.57	0.53	0.51
5	0.76	0.63	0.54	0.48	0.74	0.62	0.54	0.47	0.60	0.53	0.47	0.58	0.52	0.46	0.56	0.50	0.46	0.44
6	0.70	0.57	0.48	0.42	0.68	0.56	0.48	0.41	0.54	0.47	0.41	0.53	0.46	0.41	0.51	0.45	0.40	0.38
7	0.65	0.52	0.43	0.37	0.63	0.51	0.42	0.37	0.49	0.42	0.36	0.48	0.41	0.36	0.46	0.40	0.36	0.34
8	0.61	0.47	0.39	0.33	0.59	0.46	0.38	0.33	0.45	0.38	0.32	0.44	0.37	0.32	0.43	0.37	0.32	0.30
9	0.57	0.43	0.35	0.29	0.55	0.43	0.35	0.29	0.41	0.34	0.29	0.40	0.34	0.29	0.39	0.33	0.29	0.27
10	0.53	0.40	0.32	0.27	0.52	0.39	0.32	0.27	0.38	0.31	0.26	0.37	0.31	0.26	0.36	0.30	0.26	0.24

Spacing Criteria (0-180): 1.29

Spacing Criteria (90-270): 1.27

Spacing Criteria (Diagonal): 1.39



B Plane (°):-90.0-90.0: 30.0

Test Lab:

Test Type: TYPE B

Temperature:

Operator: ZBB

Beta Plane (°):-90.0-90.0:1.0

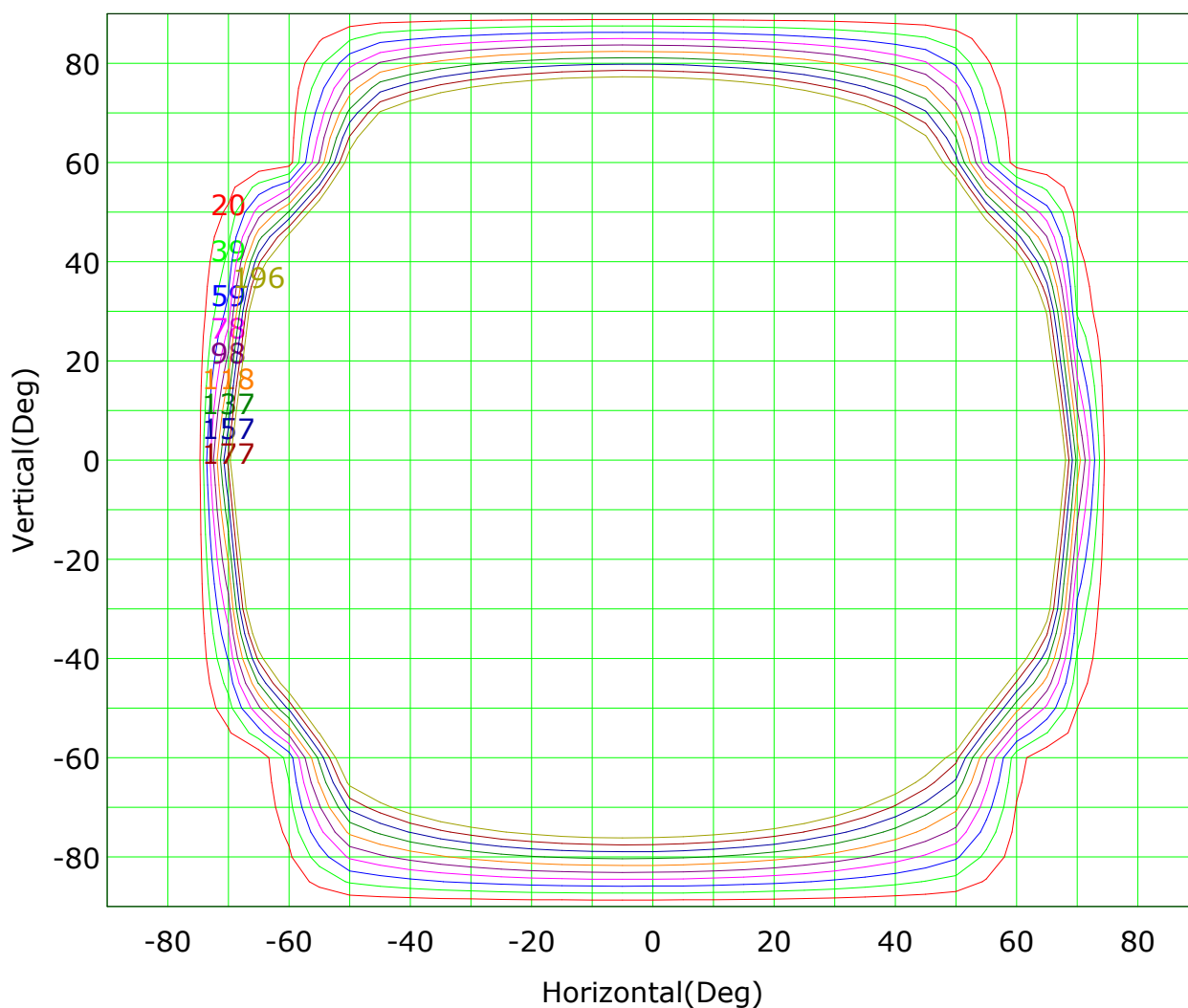
Test Device: GPM-1600L

Distance: 7.132 m

Humidity:

Inspector:

Isocandela (rectangle)



Imax (100%): 981 cd

(2%): 20 cd	(4%): 39 cd
(6%): 59 cd	(8%): 78 cd
(10%): 98 cd	(12%): 118 cd
(14%): 137 cd	(16%): 157 cd
(18%): 177 cd	(20%): 196 cd

B Plane (°):-90.0-90.0: 30.0

Test Lab:

Test Type: TYPE B

Temperature:

Operator: ZBB

Beta Plane (°):-90.0-90.0:1.0

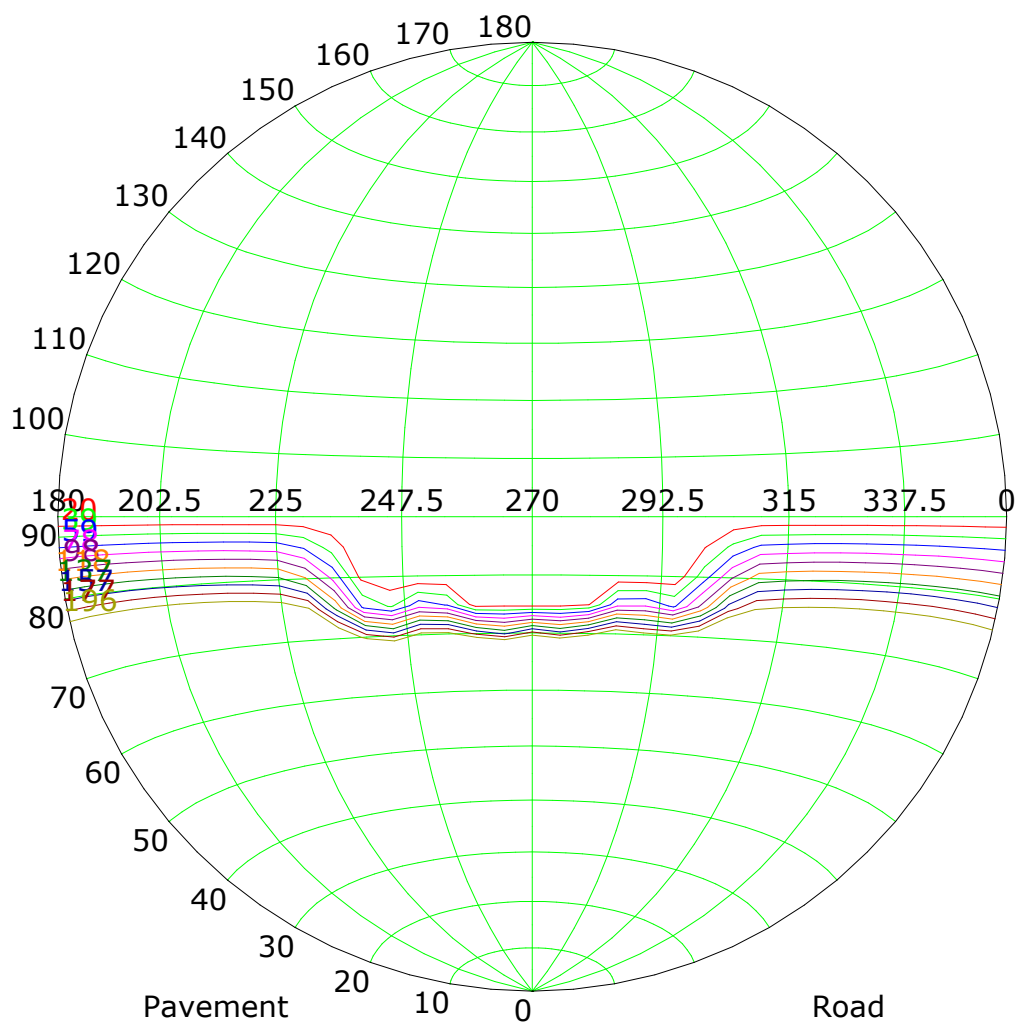
Test Device: GPM-1600L

Distance: 7.132 m

Humidity:

Inspector:

Isocandela (sphere)



Imax (100%): 981 cd

(2%): 20 cd	(4%): 39 cd
(6%): 59 cd	(8%): 78 cd
(10%): 98 cd	(12%): 118 cd
(14%): 137 cd	(16%): 157 cd
(18%): 177 cd	(20%): 196 cd

B Plane (°):-90.0-90.0: 30.0

Test Lab:

Test Type: TYPE B

Temperature:

Operator: ZBB

Beta Plane (°):-90.0-90.0:1.0

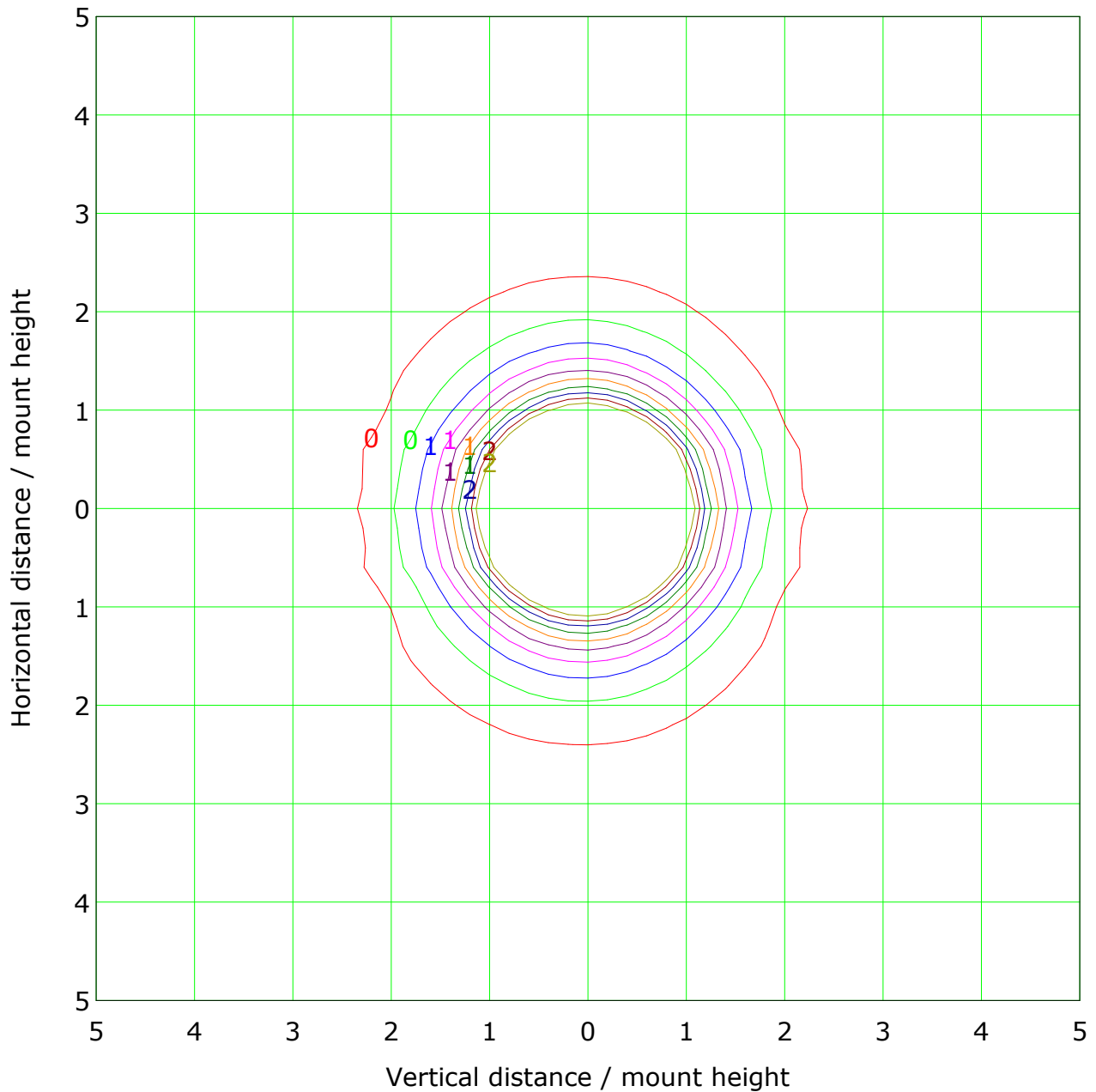
Test Device: GPM-1600L

Distance: 7.132 m

Humidity:

Inspector:

IsoLux Plot



Mounting Height: 10.0m		Max Lux(100%): 9.8 lx	
(2%):	0.2 lx	(4%):	0.4 lx
(6%):	0.6 lx	(8%):	0.8 lx
(10%):	1.0 lx	(12%):	1.2 lx
(14%):	1.4 lx	(16%):	1.6 lx
(18%):	1.8 lx	(20%):	2.0 lx

B Plane (°):-90.0-90.0: 30.0

Test Lab:

Test Type: TYPE B

Temperature:

Operator: ZBB

Beta Plane (°):-90.0-90.0:1.0

Test Device: GPM-1600L

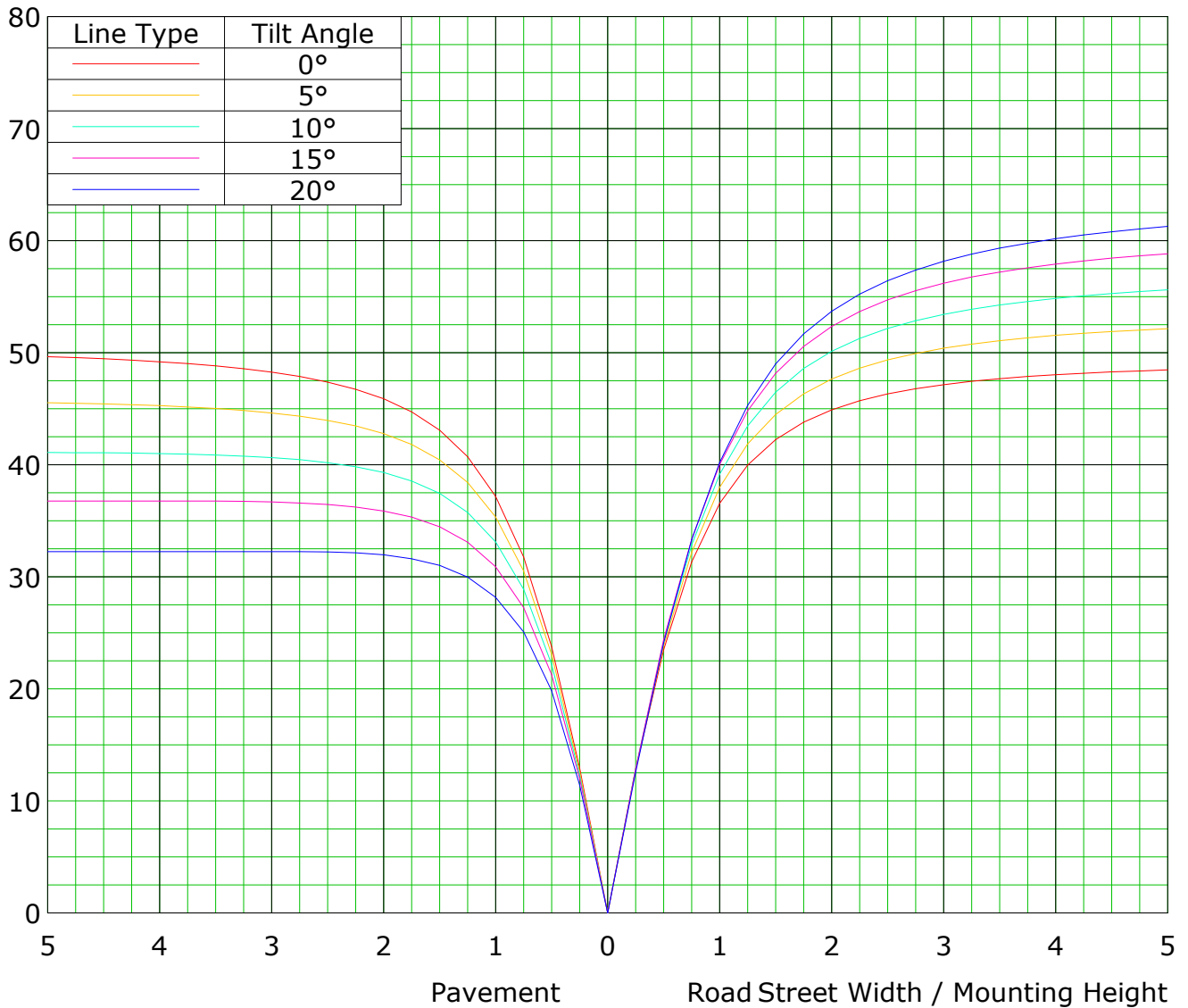
Distance: 7.132 m

Humidity:

Inspector:

Roadway CU Curve

Efficiency(%)



B Plane (°):-90.0-90.0: 30.0

Test Lab:

Test Type: TYPE B

Temperature:

Operator: ZBB

Beta Plane (°):-90.0-90.0:1.0

Test Device: GPM-1600L

Distance: 7.132 m

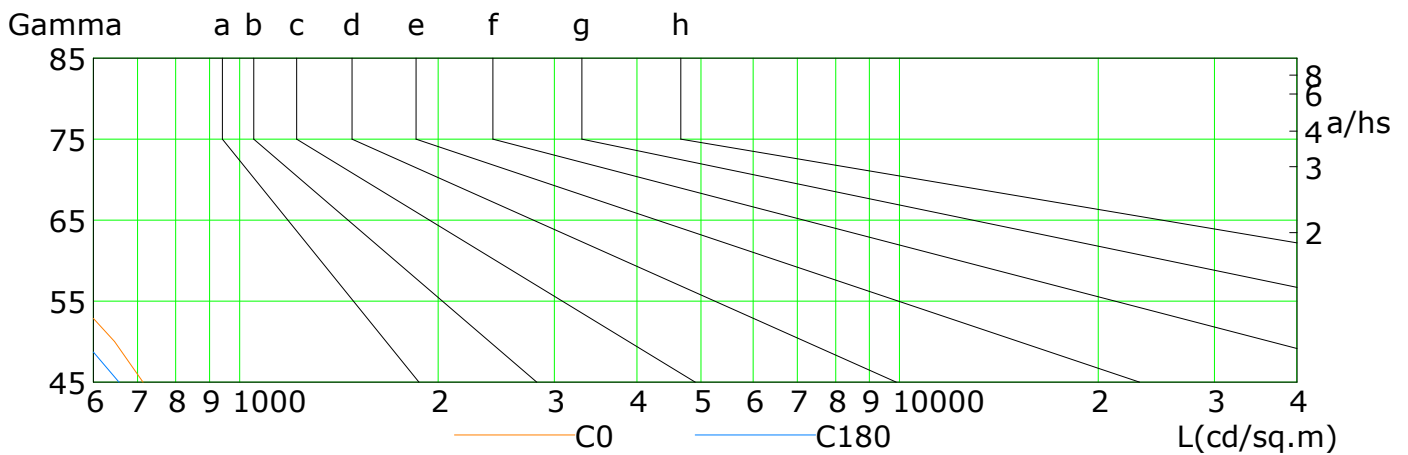
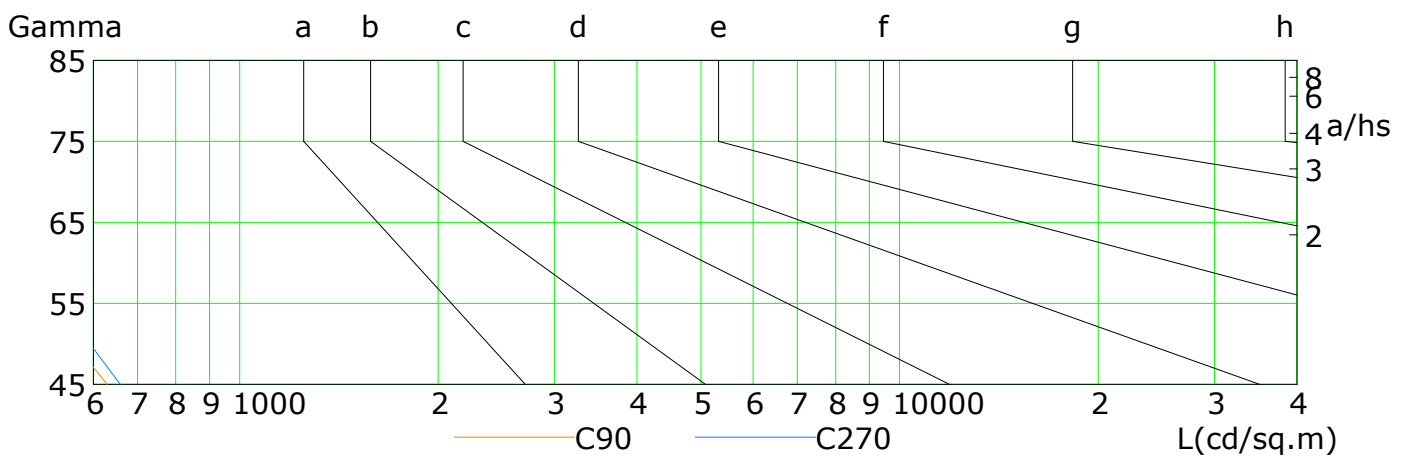
Humidity:

Inspector:

Lum Limit Curve

Dazzle	Quality	Illuminance (lx)							
1.15	A	2000	1000	500	<=300				
1.50	B		2000	1000	500	<=300			
1.85	C			2000	1000	500	<=300		
2.20	D				2000	1000	500	<=300	
2.55	E					2000	1000	500	<=300

a b c d e f g h



L(cd/sq.m)	G45	G50	G55	G60	G65	G70	G75	G80	G85
C0	714	647	568	479	379	182	9	2	1
C90	630	561	492	424	353	283	213	142	72
C180	656	581	498	405	305	130	8	2	1
C270	660	592	525	458	382	306	230	153	77

B Plane (°):-90.0-90.0: 30.0

Test Lab:

Test Type: TYPE B

Temperature:

Operator: ZBB

Beta Plane (°):-90.0-90.0:1.0

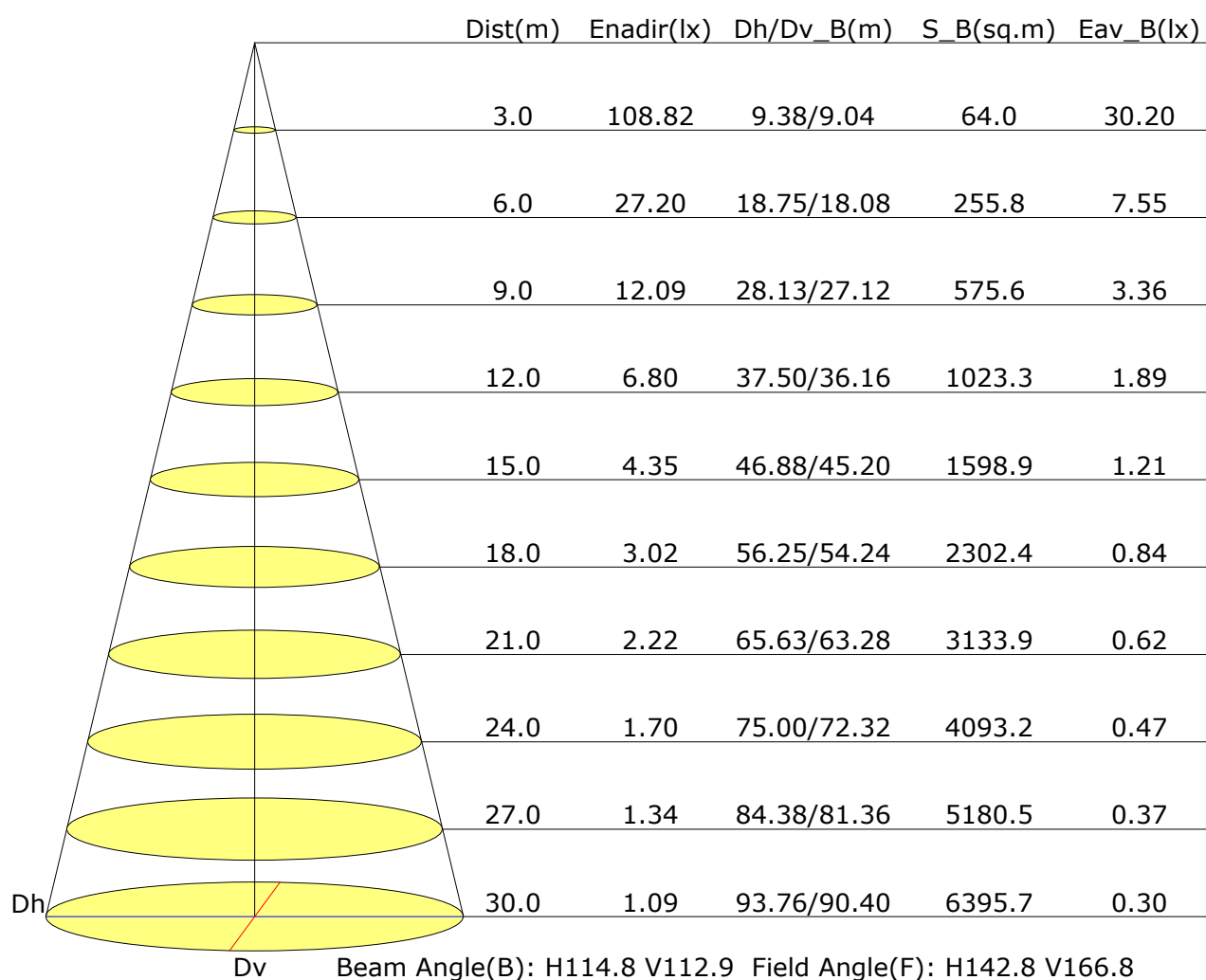
Test Device: GPM-1600L

Distance: 7.132 m

Humidity:

Inspector:

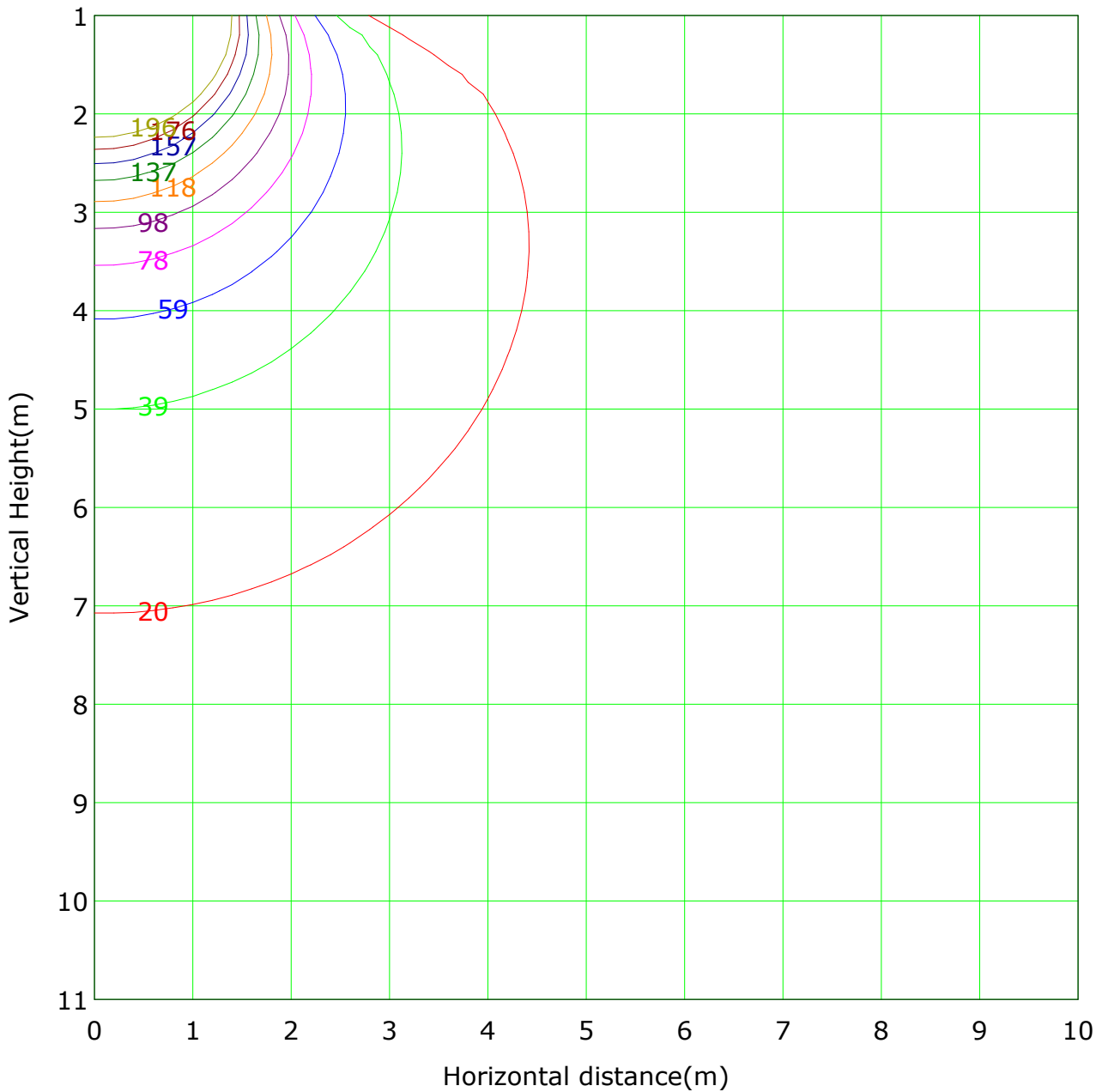
Illuminance at a Distance



B Plane (°):-90.0-90.0: 30.0
 Test Lab:
 Test Type: TYPE B
 Temperature:
 Operator: ZBB

Beta Plane (°):-90.0-90.0:1.0
 Test Device: GPM-1600L
 Distance: 7.132 m
 Humidity:
 Inspector:

Vertical IsoLux Plot



Lowest(m): 1.0m	Highest(m): 11.0m	Max Lux: 979.4 lx
(2%): 19.6 lx	(4%): 39.2 lx	
(6%): 58.8 lx	(8%): 78.3 lx	
(10%): 97.9 lx	(12%): 117.5 lx	
(14%): 137.1 lx	(16%): 156.7 lx	
(18%): 176.3 lx	(20%): 195.9 lx	

B Plane (°):-90.0-90.0: 30.0

Test Lab:

Test Type: TYPE B

Temperature:

Operator: ZBB

Beta Plane (°):-90.0-90.0:1.0

Test Device: GPM-1600L

Distance: 7.132 m

Humidity:

Inspector:

Area Flux Table

Unit: lm

		Orbit: 111																				
		-90	-80	-70	-60	-50	-40	-30	-20	-10	0	10	20	30	40	50	60	70	80	90	Flux(T)	Flux(E)
Vertical plane		0.0	0.0	0.0	0.2	0.9	1.3	1.8	2.1	2.3	2.3	2.2	1.9	1.6	1.1	0.3	0.0	0.0	0.0	0.0	18.1	7.8
-90	0.0	0.0	0.0	0.0	0.7	2.6	4.0	5.2	6.3	6.9	7.0	6.6	5.8	4.6	3.1	0.9	0.0	0.0	0.0	53.6	51.6	
-80	0.0	0.0	0.0	0.0	1.1	4.2	6.6	8.7	10.4	11.4	11.6	11.0	9.6	7.6	5.2	1.5	0.1	0.0	0.0	89.2	88.0	
-70	0.0	0.0	0.0	0.5	2.3	6.2	9.4	12.2	14.4	15.7	15.9	15.1	13.2	10.6	7.4	2.9	0.6	0.0	0.0	126.6	125.1	
-60	0.0	0.0	0.0	1.3	4.2	8.5	12.3	15.7	18.3	19.8	20.0	18.9	16.7	13.6	9.8	5.1	1.7	0.1	0.0	166.0	165.3	
-50	0.0	0.0	0.1	2.1	6.2	10.8	15.3	19.2	22.1	23.8	24.1	22.8	20.2	16.5	12.1	7.3	2.8	0.1	0.0	205.3	204.9	
-40	0.0	0.1	2.8	7.4	12.3	17.2	21.4	24.7	26.4	26.4	26.7	25.3	22.4	18.4	13.6	8.7	3.6	0.2	0.0	231.1	230.7	
-30	0.0	0.2	3.2	7.9	13.0	18.1	22.5	25.8	27.6	27.6	27.9	26.4	23.5	19.3	14.3	9.2	4.0	0.3	0.0	243.1	242.7	
-20	0.0	0.2	3.6	8.5	13.8	19.0	23.5	27.0	28.8	28.8	29.1	27.5	24.5	20.2	15.0	9.7	4.5	0.4	0.0	255.2	254.9	
-10	0.0	0.2	3.7	8.4	13.7	18.9	23.5	26.8	28.7	28.7	28.9	27.4	24.4	20.1	15.0	9.6	4.5	0.4	0.0	254.3	254.0	
0	0.0	0.2	3.3	7.9	12.9	17.9	22.2	25.5	27.3	27.3	27.5	26.1	23.2	19.0	14.2	9.1	4.1	0.3	0.0	240.4	240.1	
10	0.0	0.1	2.9	7.3	12.1	16.8	21.0	24.1	25.8	25.8	26.1	24.7	21.9	18.0	13.4	8.5	3.7	0.2	0.0	226.5	226.1	
20	0.0	0.1	2.3	6.2	10.5	14.8	18.6	21.4	23.0	23.0	23.3	22.0	19.5	16.0	11.8	7.3	2.9	0.1	0.0	199.8	199.4	
30	0.0	0.1	1.4	4.4	8.2	11.8	15.0	17.5	18.9	18.9	19.1	18.1	16.0	13.0	9.5	5.4	1.8	0.1	0.0	160.3	159.6	
40	0.0	0.0	0.5	2.7	5.9	8.8	11.5	13.5	14.7	14.7	14.9	14.2	12.5	10.0	7.2	3.5	0.7	0.0	0.0	120.8	119.4	
50	0.0	0.0	0.1	1.6	4.0	6.1	8.1	9.6	10.5	10.5	10.7	10.2	8.9	7.1	5.0	2.2	0.1	0.0	0.0	84.3	83.1	
60	0.0	0.0	0.1	0.9	2.4	3.7	4.9	5.8	6.3	6.3	6.5	6.1	5.4	4.3	3.0	1.3	0.1	0.0	0.0	50.8	48.3	
70	0.0	0.0	0.3	0.8	1.3	1.6	2.0	2.1	2.2	2.2	2.1	1.8	1.5	1.0	0.5	0.0	0.0	0.0	0.0	17.3	5.9	
80	0.1	1.4	27.8	78.1	142.9	203.2	256.6	297.1	320.2	323.7	306.7	271.4	221.3	161.8	93.1	35.4	2.0	0.0	0.0	2743		
90	0.0	0.1	25.2	74.4	140.1	200.8	254.4	295.0	318.3	321.8	332.1	330.4	326.9	315.9	299.6	270.7	0.0	0.0	0.0		2707	

Horizontal plane

B Plane (°):-90.0-90.0: 30.0

Test Lab:

Test Type: TYPE B

Temperature:

Operator: ZBB

Beta Plane (°):-90.0-90.0:1.0

Test Device: GPM-1600L

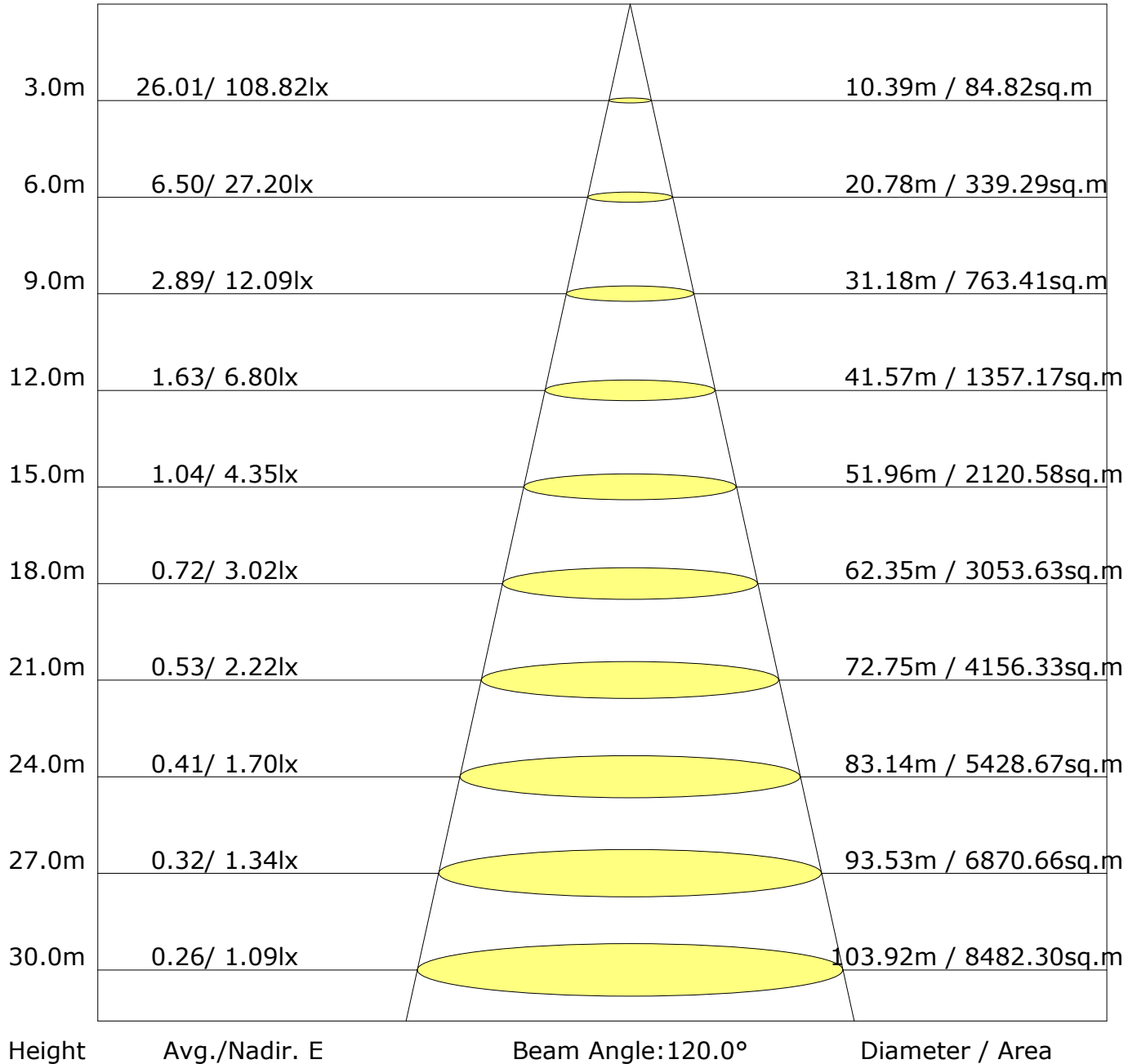
Distance: 7.132 m

Humidity:

Inspector:

The Average Illuminance Effective Figure

Flux Out: 2206.33lm



B Plane (°):-90.0-90.0: 30.0
 Test Lab:
 Test Type: TYPE B
 Temperature:
 Operator: ZBB

Beta Plane (°):-90.0-90.0:1.0
 Test Device: GPM-1600L
 Distance: 7.132 m
 Humidity:
 Inspector:

UGR Table

反射率:											
天花板	0.7	0.7	0.5	0.5	0.3	0.7	0.7	0.5	0.5	0.3	
墙面	0.5	0.3	0.5	0.3	0.3	0.5	0.3	0.5	0.3	0.3	
工作面	0.2	0.2	0.2	0.2	0.2	0.2	0.2	0.2	0.2	0.2	
房间尺寸	横向					纵向					
X=2H Y=2H	1.\$	1.\$	1.\$	1.\$	1.\$	1.\$	1.\$	1.\$	1.\$	1.\$	
3H	1.\$	1.\$	1.\$	1.\$	1.\$	1.\$	1.\$	1.\$	1.\$	1.\$	
4H	1.\$	1.\$	1.\$	1.\$	1.\$	1.\$	1.\$	1.\$	1.\$	1.\$	
6H	1.\$	1.\$	1.\$	1.\$	1.\$	1.\$	1.\$	1.\$	1.\$	1.\$	
8H	1.\$	1.\$	1.\$	1.\$	1.\$	1.\$	1.\$	1.\$	1.\$	1.\$	
12H	1.\$	1.\$	1.\$	1.\$	1.\$	1.\$	1.\$	1.\$	1.\$	1.\$	
X=4H Y=2H	1.\$	1.\$	1.\$	1.\$	1.\$	1.\$	1.\$	1.\$	1.\$	1.\$	
3H	1.\$	1.\$	1.\$	1.\$	1.\$	1.\$	1.\$	1.\$	1.\$	1.\$	
4H	1.\$	1.\$	1.\$	1.\$	1.\$	1.\$	1.\$	1.\$	1.\$	1.\$	
6H	1.\$	1.\$	1.\$	1.\$	1.\$	1.\$	1.\$	1.\$	1.\$	1.\$	
8H	1.\$	1.\$	1.\$	1.\$	1.\$	1.\$	1.\$	1.\$	1.\$	1.\$	
12H	1.\$	1.\$	1.\$	1.\$	1.\$	1.\$	1.\$	1.\$	1.\$	1.\$	
X=8H Y=4H	1.\$	1.\$	1.\$	1.\$	1.\$	1.\$	1.\$	1.\$	1.\$	1.\$	
6H	1.\$	1.\$	1.\$	1.\$	1.\$	1.\$	1.\$	1.\$	1.\$	1.\$	
8H	1.\$	1.\$	1.\$	1.\$	1.\$	1.\$	1.\$	1.\$	1.\$	1.\$	
12H	1.\$	1.\$	1.\$	1.\$	1.\$	1.\$	1.\$	1.\$	1.\$	1.\$	
X=12H Y=4H	1.\$	1.\$	1.\$	1.\$	1.\$	1.\$	1.\$	1.\$	1.\$	1.\$	
6H	1.\$	1.\$	1.\$	1.\$	1.\$	1.\$	1.\$	1.\$	1.\$	1.\$	
8H	1.\$	1.\$	1.\$	1.\$	1.\$	1.\$	1.\$	1.\$	1.\$	1.\$	

依据CIE Pub.190:2010计算,表格已按0lm光源光通量进行修正($8\log(F/F_0) = -1.$$).

B Plane (°):-90.0-90.0: 30.0

Test Lab:

Test Type: TYPE B

Temperature:

Operator: ZBB

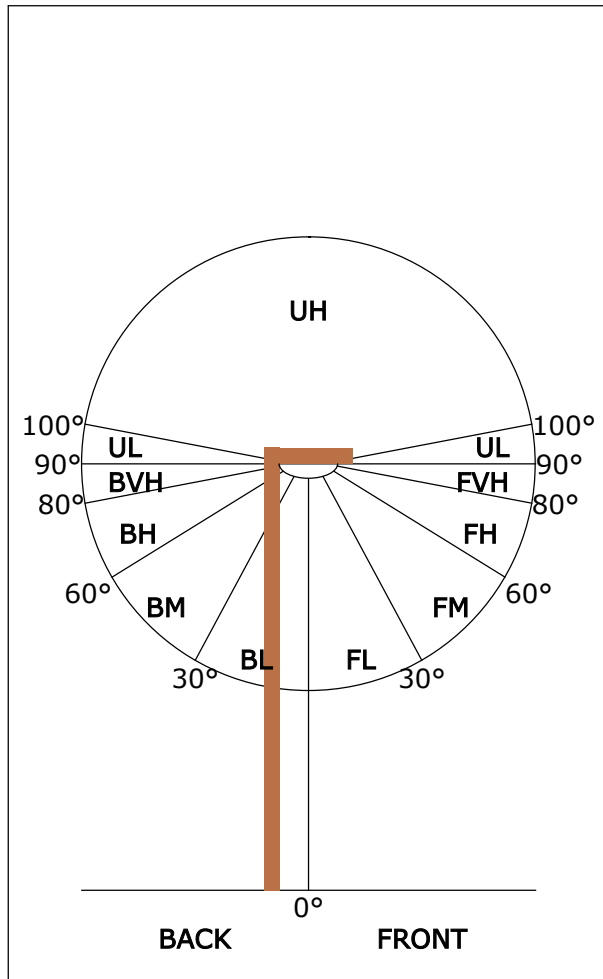
Beta Plane (°):-90.0-90.0:1.0

Test Device: GPM-1600L

Distance: 7.132 m

Humidity:

Inspector:

FLUX DISTRIBUTION TABLE BASED ON THE IESNA LUMINAIRE CLASSIFICATION SYSTEM

ZONE	LUMENS	% LAMP LUMENS
FORWARD LIGHT	1435	52.3
FL (0°-30°)	385	14.0
FM (30°-60°)	760	27.7
FH (60°-80°)	265	9.6
FVH (80°-90°)	25	0.9
BACK LIGHT	1328	48.4
BL (0°-30°)	372	13.6
BM (30°-60°)	705	25.7
BH (60°-80°)	228	8.3
BVH (80°-90°)	22	0.8
UP LIGHT	0	0.0
UL (90°-100°)	0	0.0
UH (100°-180°)	0	0.0
TRAPPED LIGHT	NA	NA

BUG(Backlight,Uplight,Glare) Rating Base On TM-15-07	
Asymmetrical Luminaire Types (Type I,II,III,IV)	B1 U1 G1
Quadrilateral Symmetrical Luminaire Types (Type V,Area Light)	B1 U1 G1

B Plane (°):-90.0-90.0: 30.0

Test Lab:

Test Type: TYPE B

Temperature:

Operator: ZBB

Beta Plane (°):-90.0-90.0:1.0

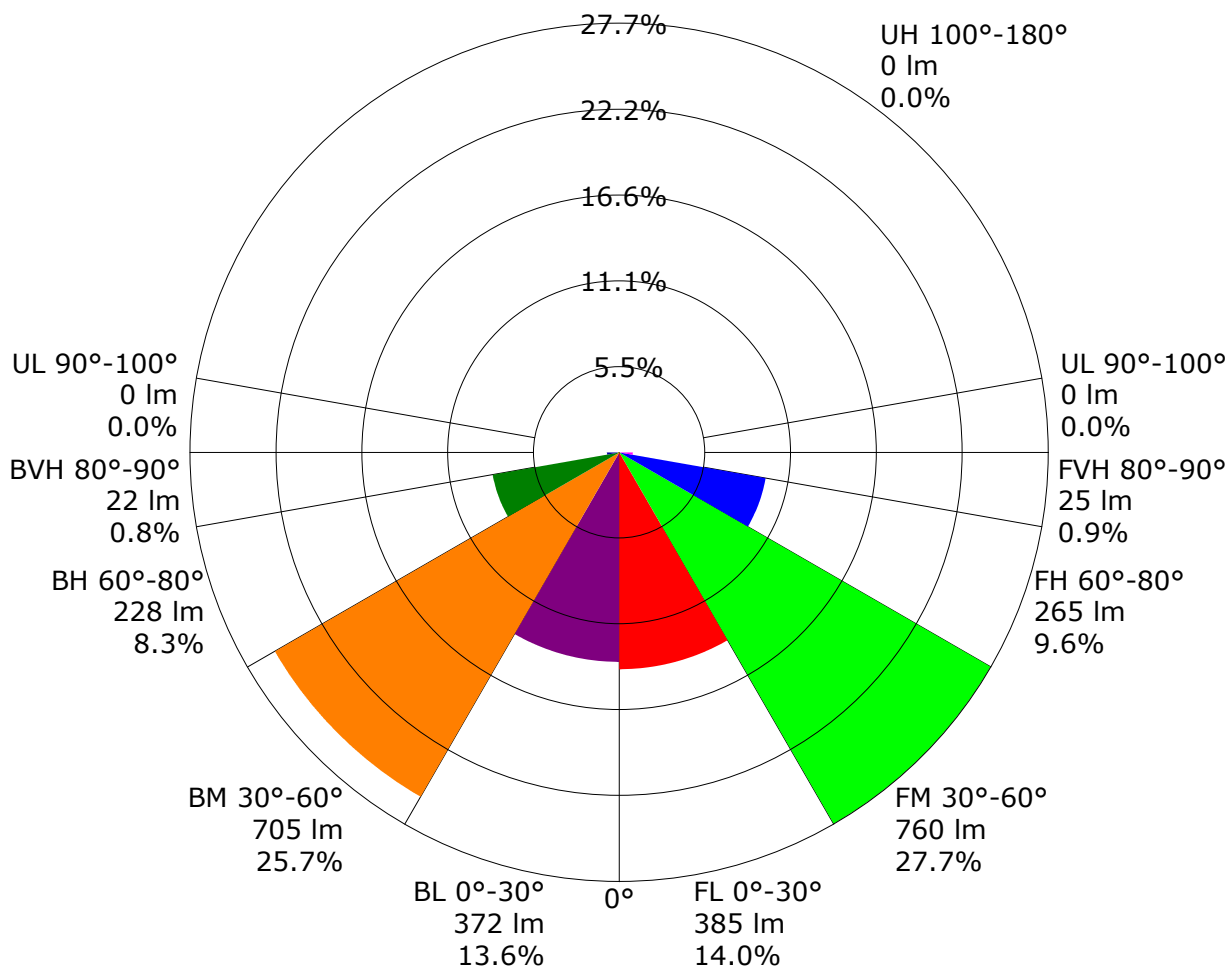
Test Device: GPM-1600L

Distance: 7.132 m

Humidity:

Inspector:

LCS Graph



Back Light

Forward Light

Scale= MAX LCS%

Trapped Light:NA,NA

B Plane (°):-90.0-90.0: 30.0

Test Lab:

Test Type: TYPE B

Temperature:

Operator: ZBB

Beta Plane (°):-90.0-90.0:1.0

Test Device: GPM-1600L

Distance: 7.132 m

Humidity:

Inspector:

Utilisation Factor Table(Floor cavity)

Utilisation Factors UF(F)			SHR NOM = 1.25									
Room Reflectance			Room Index(RI)									
Ceiling	Wall	Floor	0.75	1.00	1.25	1.50	2.00	2.50	3.00	4.00	5.00	
0.70	0.50	0.20	0.56	0.67	0.75	0.80	0.88	0.93	0.96	1.00	1.02	
	0.30		0.49	0.60	0.68	0.74	0.82	0.88	0.91	0.96	0.99	
	0.20		0.44	0.55	0.63	0.69	0.78	0.83	0.88	0.93	0.97	
0.50	0.50	0.20	0.55	0.65	0.73	0.78	0.85	0.89	0.92	0.96	0.98	
	0.30		0.48	0.59	0.67	0.72	0.80	0.85	0.89	0.93	0.96	
	0.20		0.43	0.54	0.62	0.68	0.76	0.82	0.85	0.91	0.94	
0.30	0.50	0.20	0.54	0.64	0.71	0.75	0.82	0.86	0.89	0.92	0.95	
	0.30		0.47	0.58	0.65	0.71	0.78	0.83	0.86	0.90	0.93	
	0.20		0.43	0.54	0.61	0.67	0.75	0.80	0.83	0.88	0.91	
0.00	0.00	0.00	0.41	0.51	0.59	0.64	0.71	0.76	0.79	0.84	0.86	
Rating:32W Photometrically tested without ceiling board. Multiply UF values by service correction factors Calculate in accordance with CIBSE Technical Memorandum NO.5 1980												

B Plane (°):-90.0-90.0: 30.0
 Test Lab:
 Test Type: TYPE B
 Temperature:
 Operator: ZBB

Beta Plane (°):-90.0-90.0:1.0
 Test Device: GPM-1600L
 Distance: 7.132 m
 Humidity:
 Inspector:

Utilisation Factor Table(Wall)

Utilisation Factors UF(W)			SHR NOM = 1.25									
Room Reflectance			Room Index(RI)									
Ceiling	Wall	Floor	0.75	1.00	1.25	1.50	2.00	2.50	3.00	4.00	5.00	
0.70	0.50	0.20	0.95	0.77	0.64	0.55	0.43	0.35	0.30	0.23	0.19	
	0.30		0.79	0.66	0.56	0.49	0.39	0.32	0.28	0.22	0.18	
	0.20		0.68	0.58	0.50	0.44	0.36	0.30	0.26	0.20	0.17	
0.50	0.50	0.20	0.92	0.74	0.62	0.53	0.41	0.37	0.28	0.22	0.17	
	0.30		0.78	0.64	0.55	0.47	0.38	0.31	0.27	0.20	0.17	
	0.20		0.67	0.57	0.49	0.43	0.35	0.29	0.25	0.19	0.16	
0.30	0.50	0.20	0.89	0.71	0.59	0.51	0.39	0.32	0.27	0.20	0.17	
	0.30		0.76	0.63	0.53	0.46	0.36	0.30	0.25	0.20	0.16	
	0.20		0.67	0.56	0.48	0.42	0.34	0.28	0.24	0.19	0.15	
0.00	0.00	0.00	0.57	0.46	0.39	0.33	0.26	0.21	0.18	0.14	0.11	
Rating:32W Photometrically tested without ceiling board. Multiply UF values by service correction factors Calculate in accordance with CIBSE Technical Memorandum NO.5 1980												

B Plane (°):-90.0-90.0: 30.0
 Test Lab:
 Test Type: TYPE B
 Temperature:
 Operator: ZBB

Beta Plane (°):-90.0-90.0:1.0
 Test Device: GPM-1600L
 Distance: 7.132 m
 Humidity:
 Inspector:

Utilisation Factor Table(Ceiling cavity)

Utilisation Factors UF(C)			SHR NOM = 1.25									
Room Reflectance			Room Index(RI)									
Ceiling	Wall	Floor	0.75	1.00	1.25	1.50	2.00	2.50	3.00	4.00	5.00	
0.70	0.50	0.20	0.16	0.17	0.18	0.18	0.19	0.20	0.20	0.21	0.21	
	0.30		0.09	0.11	0.12	0.13	0.15	0.16	0.17	0.18	0.19	
	0.20		0.04	0.06	0.08	0.09	0.11	0.13	0.14	0.16	0.17	
0.50	0.50	0.20	0.15	0.16	0.17	0.18	0.18	0.19	0.19	0.20	0.20	
	0.30		0.09	0.11	0.12	0.13	0.14	0.15	0.16	0.17	0.18	
	0.20		0.04	0.06	0.08	0.09	0.11	0.12	0.14	0.15	0.16	
0.30	0.50	0.20	0.15	0.16	0.16	0.17	0.18	0.18	0.18	0.19	0.19	
	0.30		0.09	0.10	0.11	0.12	0.14	0.15	0.16	0.17	0.17	
	0.20		0.04	0.06	0.08	0.09	0.11	0.12	0.13	0.15	0.16	
0.00	0.00	0.00	NA	NA	NA	NA	NA	NA	NA	NA	NA	
Rating:32W Photometrically tested without ceiling board. Multiply UF values by service correction factors Calculate in accordance with CIBSE Technical Memorandum NO.5 1980												

B Plane (°):-90.0-90.0: 30.0
 Test Lab:
 Test Type: TYPE B
 Temperature:
 Operator: ZBB

Beta Plane (°):-90.0-90.0:1.0
 Test Device: GPM-1600L
 Distance: 7.132 m
 Humidity:
 Inspector:

Zonal Lumen

[illegible]

B Plane (°):-90.0-90.0: 30.0
Test Lab:
Test Type: TYPE B
Temperature:
Operator: ZBB

Beta Plane (°):-90.0-90.0:1.0
Test Device: GPM-1600L
Distance: 7.132 m
Humidity:
Inspector:

Zonal Lumen (Continue 1)

cone flux(90°): 1498.96 lm

%lum = 54.7%
%lamp = 54.7%

cone flux(120°): 2206.33 lm

%lum = 80.4%
%lamp = 80.4%

B Plane (°):-90.0-90.0: 30.0
Test Lab:
Test Type: TYPE B
Temperature:
Operator: ZBB

Beta Plane (°):-90.0-90.0:1.0
Test Device: GPM-1600L
Distance: 7.132 m
Humidity:
Inspector:

Unit: cd

B Plane (°):-90.0-90.0: 30.0	Beta Plane (°):-90.0-90.0:1.0
Test Lab:	Test Device: GPM-1600L
Test Type: TYPE B	Distance: 7.132 m
Temperature:	Humidity:
Operator: ZBB	Inspector:

Beta Plane (°):-90.0-90.0:1.0

Test Device: GPM-1600L

Distance: 7.132 m

Humidity:

Inspector:

Unit: cd

Beta Plane (°):-90.0-90.0:1.0

Test Device: GPM-1600L

Distance: 7.132 m

Humidity:

Inspector:

Unit: cd

Beta Plane (°):-90.0-90.0:1.0

Test Device: GPM-1600L

Distance: 7.132 m

Humidity:

Inspector:

Unit: cd

B Plane (°):-90.0-90.0: 30.0
Test Lab:
Test Type: TYPE B
Temperature:
Operator: ZBB

Beta Plane (°):-90.0-90.0:1.0
Test Device: GPM-1600L
Distance: 7.132 m
Humidity:
Inspector:

Unit: cd

Inspector:

Unit: cd

Inspector:

Unit: cd

Inspector:

Unit: cd

Inspector:

Unit: cd

Inspector:

Unit: cd

Inspector:

Unit: cd

Inspector:

Unit: cd

Inspector:

Unit: cd

Inspector:

Unit: cd

Inspector:

Unit: cd

Inspector:

Unit: cd

Inspector:

Unit: cd

Inspector:

Unit: cd

B Plane (°):-90.0-90.0: 30.0	Beta Plane (°):-90.0-90.0:1.0
Test Lab:	Test Device: GPM-1600L
Test Type: TYPE B	Distance: 7.132 m
Temperature:	Humidity:
Operator: ZBB	Inspector:

Beta Plane (°):-90.0-90.0:1.0

Test Device: GPM-1600L

Distance: 7.132 m

Humidity:

Inspector:

Unit: cd

B Plane (°):-90.0-90.0: 30.0	Beta Plane (°):-90.0-90.0:1.0
Test Lab:	Test Device: GPM-1600L
Test Type: TYPE B	Distance: 7.132 m
Temperature:	Humidity:
Operator: ZBB	Inspector:

Beta Plane (°):-90.0-90.0:1.0

Test Device: GPM-1600L

Distance: 7.132 m

Humidity:

Inspector:

LED Average Luminance Report

Avg.L	cd/m ²
L 0-180(65) av	1.#J
L 0-180(75) av	1.#J
L 0-180(85) av	1.#J
L 90-270(65) av	1.#J
L 90-270(75) av	1.#J
L 90-270(85) av	1.#J
L 45(65) av	1.#J
L 45(75) av	1.#J
L 45(85) av	1.#J

Standard: GB/T 29293-2012

B Plane (°):-90.0-90.0: 30.0

Test Lab:

Test Type: TYPE B

Temperature:

Operator: ZBB

Beta Plane (°):-90.0-90.0:1.0

Test Device: GPM-1600L

Distance: 7.132 m

Humidity:

Inspector: